



A complete line of motor mounts designed specifically for heavy duty watercraft applications. Monkey Grip Motor Mounts are designed to be stronger than OEM mounts, yet able to dampen and isolate vibration far better than performance mounts currently available. This combination of durability and performance make Monkey Grip the right choice. Monkey Grip Motor Mounts are available for all popular watercraft.*



Part No. 57-1172

Yamaha Wave Blaster	93-96
Yamaha 701FX	94-95
Yamaha Wave Blaster II	96-97



Part No. 57-1162

Yamaha 650 Super Jet	All Years
Yamaha 701 Super Jet	All Years



Part No. 57-1174

Yamaha 1200 XL	99-01
Yamaha 1200 XLT	02-05



Part No. 57-1173

Yamaha 1200R GPR	00-01
Yamaha 1300 GP	04-08
Yamaha FX 140	02-06
Yamaha FX 1100	04-06
Yamaha VX 1100	05-09
Yamaha FX CRUISER	04-09



Part No. 57-1196

Polaris 650 SL	92-95
Polaris 750 SL	93-94
Polaris 780 SL	96-97
Polaris 780 SLT	96-97
Polaris 780 SLX	95-96



Tiger Shark

All Models 93-99, 640cc Engine


Part No. 57-1175



Part No. 57-1197

Polaris 700/900/1050	All
All SMC Hulls	Late Models

**Installation Warning-Alert! When changing the PWC motor mounts you must refer to the PWC Manufacturers Repair Manual for the proper installation instructions and the torque settings. If these instructions and torque setting are not followed properly damage may occur. Hot Products is not responsible for any damages incurred.*



BLOWISION



**BLOWISION ENGINE KEEPERS
JOE KENNEY DESIGN**

Kenney Keepers are a must have for any hardcore surf or flat-water invert artist. Each set contains a left and right side front mount retainer and extended stainless hardware for install. Blowision's unique close tolerance design retains the front, "top heavy" weight of the engine block from being flexed or thrown forward during flat out and invert maneuvers. Since this is a common occurrence (even in flat water racing action), they have also been found to be excellent insurance against ever having to replace expensive engine mounts again.

Description	Part No.
Yamaha SJ 96+	01-03-802
Kawasaki 750SX/800SXR	01-03-801



Part No. 57-1122*

Kawasaki 400/440/550/550SX	All
Kawasaki 750 XIR	94



Part No. 57-1142*

Kawasaki 650	All
Kawasaki 750 (Except ZXI)	All
Kawasaki 800SX-R	03-12



Part No. 57-1143*

Kawasaki 750 ZXI	All
Kawasaki 900 ZXI	All
Kawasaki 1100 ZXI	All
Kawasaki Ultra 150 Rear	All
Kawasaki STX 12F	All
Kawasaki STX-R Rear	All
Kawasaki STX 15-F	All
Kawasaki Ultra 250	All
Kawasaki Ultra 260	All
Kawasaki Ultra 300	All



Part No. 57-1144*

Kawasaki Ultra 150 Front	All
Kawasaki STX-R Front	All



ENGINE SHIMS

Engine shims are essential for precise engine alignment. R&D Engine Shims have a tab that provides easy insertion and removal. Shims are made of stainless steel and have etched numbers to identify thickness.

Description	Thickness	Part No.
Engine Shims	.010"	050-00010*
Engine Shims	.020"	050-00020*
Engine Shims	.050"	050-00050*
Engine Shims	.100"	050-00100*



Part No. 57-1185* (Front - 1 required)

Sea-Doo GTI LE RFI	03
Sea-Doo GTX RFI	98-02
Sea-Doo XP	00-02
Sea-Doo XP DI	03-04
Sea-Doo XP LTD	98-99



Part No. 57-1183F* (Front - 1 required)

Sea-Doo GSX	96-98
Sea-Doo GSX LTD	98
Sea-Doo GTX	96-97
Sea-Doo GTX LTD	98
Sea-Doo SPX	97-98
Sea-Doo XP	95-97



Part No. 57-1182*

Sea-Doo 580/650/720	All*
---------------------	------

* Except 97 720SP




Part No. 57-1188* (Rear - 2 required)

Sea-Doo GTI	06-07
Sea-Doo GTI RENTAL	06-07
Sea-Doo GTI RFI	04-05
Sea-Doo GTI LE RFI	04-05
Sea-Doo GTI SE	06-07
Sea-Doo GTI 4-TEC SE NA	07
Sea-Doo GTX 4-TEC	02-07
Sea-Doo GTX 4-TEC SC	03-06
Sea-Doo GTX 4-TEC SCIC	05
Sea-Doo GTX 4-TEC LTD SC	06
Sea-Doo GTX 4-TEC LTD SC	03-04
Sea-Doo GTX LTD BVIC	07
Sea-Doo GTX 4-TEC WAKE	03-07
Sea-Doo RXP	05-07
Sea-Doo RXP BVIC	07
Sea-Doo RXP SC	05
Sea-Doo RXT	05-06
Sea-Doo BVIC	07



Part No. 57-1183R* (Rear - 2 required)

Sea-Doo GSX	96-98
Sea-Doo GSX LTD	98-99
Sea-Doo GSX RFI	99-00
Sea-Doo GTI LE RFI	03
Sea-Doo GTX	96-97
Sea-Doo GTX	00-02
Sea-Doo GTX DI	00-03
Sea-Doo GTX LTD	98-99
Sea-Doo GTX RFI	98-02
Sea-Doo LRV	00-01
Sea-Doo LRV DI	02
Sea-Doo RX	00-02
Sea-Doo RX DI	00-03
Sea-Doo RXX	01
Sea-Doo SPX	97-99
Sea-Doo XP	96-97
Sea-Doo XP DI	03-04
Sea-Doo XP LTD	98-99



Part No. 57-1186* (Front - 1 required)

Sea-Doo GTI RFI	04-05
Sea-Doo GTI LE RFI	04-05
Sea-Doo 3D RFI	05-07
Sea-Doo GTI	06-07
Sea-Doo GTI RENTAL	06-07
Sea-Doo GTI SE	06-07



Part No. 57-1187* (Front - 1 required)

Sea-Doo GTX 4-TEC	02-07
Sea-Doo GTX 4-TEC WAKE	04-07
Sea-Doo GTX 4-TEC SC	03-06
Sea-Doo GTX 4-TEC LTD SC	03-04
Sea-Doo GTX 4-TEC LTD	06
Sea-Doo GTX 4-TEC LTD SCIC	05
Sea-Doo GTX LTD & WAKE BVIC	07
Sea-Doo RXP	05-07
Sea-Doo RXP SC	04-06
Sea-Doo RXP BVIC	07
Sea-Doo RXT	05-06
Sea-Doo RXT BVIC	07

FOUR STROKE
INTAKE SYSTEMS
ENGINE/GASKETS
EXHAUST
DRIVE LINE HANDLING
ELECTRICAL
WATERLINE /BILGE
STEERING & CONTROLS
BODY
ACCESSORIES
SERVICE TOOLS /HARDWARE
CHEMICAL



KOMMANDER KAW 800 SXR BILLET HEAD KIT

Description	Part No.
Kommander SXR Billet Girdle Head (Domes Sold Separately)	KOM-101
Kommander SXR Billet Non Girdle Head (Domes Sold Separately)	KOM-102
Kommander SXR Replacement O-Ring Kit	KOM-101-O-RING
Kommander SXR Girdle Hardware Kit	KOM-101-HARDWARE

Description	Bore Size	Dome Size	Part No.
Kommander Dome	82mm	22cc	KOM-822200-SXR
Kommander Dome	82mm	24cc	KOM-822400-SXR
Kommander Dome	82mm	26cc	KOM-822600-SXR
Kommander Dome	82mm	27cc	KOM-822700-SXR
Kommander Dome	82mm	28cc	KOM-822800-SXR
Kommander Dome	82mm	29cc	KOM-822900-SXR
Kommander Dome	82mm	32cc	KOM-823200-SXR
Kommander Dome	85mm	28cc	KOM-852800-SXR
Kommander Dome	85mm	30cc	KOM-853000-SXR
Kommander Dome	85mm	32cc	KOM-853200-SXR



KOMMANDER KAW TRIPLE 1100/1200 HEAD & DOMES



Billet Aluminum Head & Domes, Fits all 1100 triple Kawasaki motors.

Kommander Industries billet aluminum domes are made for racing, utilizing custom dome architecture for maximum fuel burn and horsepower gains, these domes are ready for the races. Domes are sold individually.

Description	Part No.
Kommander 1100 Billet Girdle Head Black (O-Ring Kit and Two 90° Head Water Fittings Included)	KOM-110-GZXI
Kommander 1100 Billet Head O-Ring Kit	KOM-110-O-RING
Kommander Girdle Head Hardware Kit	KOM-110-HARDWARE

Description	Bore Size	Dome Size	Part No.
Kommander Dome	82mm	26cc	KOM-822600-ZXI
Kommander Dome	82mm	28cc	KOM-822800-ZXI
Kommander Dome	82mm	30cc	KOM-823000-ZXI
Kommander Dome	82mm	32cc	KOM-823200-ZXI
Kommander Dome	85mm	24cc	KOM-852400-ZXI
Kommander Dome	85mm	26cc	KOM-852600-ZXI
Kommander Dome	85mm	28cc	KOM-852800-ZXI
Kommander Dome	85mm	30cc	KOM-853000-ZXI



TBM107



TBM107-G

TBM KAW 800 SXR BILLET HEAD KIT

Description	Part No.
TBM Kawasaki 750/800 Non Girdle Head Kit	TBM107
TBM Kawasaki SX-R 800 Girdle Head Kit	TBM107-G
TBM O-Ring Replacement Kit (Fits Part# 107 & 107-G)	TBM107-O
TBM Big Bore O-Ring Kit	TBM107-O-BB

Description	Specification	Dome Size	Part No.
TBM Dome	(Ltd/SS 215psi +)	24cc	TBM024
TBM Dome	Big Bore	24cc	TBM024-BB
TBM Dome	(Ltd/SS 210psi +)	26cc	TBM026
TBM Dome	Big Bore	26cc	TBM026-BB
TBM Dome	(+.050")	26cc	TBM026-L
TBM Dome	Big Bore (+.050")	26cc	TBM026-L-BB
TBM Dome	(Ltd 195psi)	27cc	TBM027
TBM Dome	(+.050")	27cc	TBM027-L
TBM Dome	Big Bore (+.050")	27cc	TBM027-L-BB
TBM Dome	(Ltd 185psi)	28cc	TBM028
TBM Dome	(+.050")	28cc	TBM028-L
TBM Dome	(+.050")	29cc	TBM029-L-BB
TBM Dome	(Ltd 170-175psi) (+.050" Pump Gas)	30.5cc	TBM30.5-L
TBM Dome	(Ltd, Pump Gas)	30.5cc	TBM30.5

*Ltd = Limited *SS = Superstock

R&D O-RING SET FOR R&D HEAD

Yamaha	Part No.
701/760 O-Ring Set of 2	080-76000

Kawasaki	Part No.
750 O-Ring Set of 2	080-75000
800 O-Ring Set of 2	080-80000



HOT PRODUCTS PROUDLY SPONSORS
 TIAGO SOUSA - 2012 EUROPEAN CHAMPION
 2012 HOT PRODUCTS WORLD FINALS:
 PRO SKI 3RD PLACE
 SLALOM PRO SKI 2ND PLACE

ADA KAWASAKI 800SXR BILLET GIRDLE HEAD

This head uses the stock head bolts and is completely sealed by O-rings, no head gasket required. Dual water outlets for additional cooling. This head will work with Factory Pipe's 800 dry pipe.



KA800G



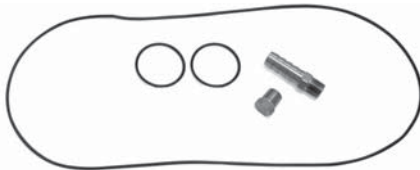
KA800M
KAWASAKI
800SXR/750
GIRDLE HEAD
SHELL



ADA 800SXR/750
Throttle/Choke Cable Bracket



KA750
KAWASAKI
800SX-R/750
NON-GIRDLE
BILLET
HEAD SHELL



Kawasaki - 82mm Bore	Part No.
ADA 800SXR/750 Girdle Head Shell**	KA800M
ADA 800SXR Girdle Kit	KA800G
ADA 800SXR Dome 22cc (225 lbs.-114 Octane)	KA8022
ADA 800SXR Dome 24cc (216 lbs.-110 Octane)	KA8024
ADA 800SXR Dome 26cc (208 lbs.-105 Octane)	KA8026
ADA 800SXR Dome 28cc (200 lbs.-98 Octane)	KA8028
ADA 800SXR Dome 30cc (190 lbs.-95 Octane)	KA8030
ADA 800SXR Dome 32cc (180 lbs.-91 Octane)	KA8032
ADA 800SXR/750 Throttle/Choke Cable Bracket	KA800BRK-CARB
to use with stock carburetors with ADA Billet Girdle Head	
ADA 800SXR O-Ring Kit	ORKITK750

***All ADA Domes are sold individually

ADA KAWASAKI 800 SXR LIMITED SPEC. DOMES

Billet limited drop dome for the Kawasaki 800 SX-R. These domes have a .050" drop at 82mm for use in Limited engines with a .060" base gasket. Available in 22, 24, 26, 28 & 29cc sizes.

Kawasaki - 82mm Bore	Part No.
ADA 800SXR LTD Dome 22cc	KA8222D50
ADA 800SXR LTD Dome 24cc	KA8224D50
ADA 800SXR LTD Dome 26cc	KA8226D50
ADA 800SXR LTD Dome 28cc	KA8228D50
ADA 800SXR LTD Dome 29cc	KA8229D50

***All ADA Domes are sold individually

ADA KAWASAKI 750 BILLET HEAD

Kawasaki - 81mm Bore	Part No.
ADA 800SXR/750 Girdle Head Shell**	KA800M
ADA 800SXR Girdle Kit	KA800G
ADA 800SXR/750 Non-Girdle Billet Head Shell	KA800
ADA K750 20cc Dome (225 lbs.-115 Octane)	KA7520
ADA K750 22cc Dome (210 lbs.-110 Octane)	KA7522
ADA K750 24cc Dome (195 lbs.-100 Octane)	KA7524
ADA K750 26cc Dome (180 lbs.-92 Octane)	KA7526
ADA K750 28cc Dome (165 lbs.-91 Octane)	KA7528
ADA K750 30cc Dome (150 lbs.-89 Octane)	KA7530

**ADA 800SXR Girdle and Non-Girdle Head Shell also fits Kawasaki 750 but must use the ADA 750 Domes.

***All ADA Domes are sold individually

ADA RACING KAWASAKI 750/800 V2 BILLET GIRDLE HEAD & DOMES

This is ADA Racing's new V2 billet girdled head kit for Kawasaki 750/800 engines. This girdled head uses offset base nuts and requires grinding on the outside of the cylinder to make clearance for the girdle studs. ADA also changed to larger diameter domes, so going from a standard bore to a big bore just requires new domes and not a new head.

Kawasaki	Part No.
ADA 800SXR/750 V2 Girdle Head Shell	KA800M2
ADA 800SXR/750 V2 Girdle Kit	KA800G2

82-83mm Bore Size Domes

22cc	KA8322
24cc	KA8324
26cc	KA8326
28cc	KA8328
30cc	KA8330

83.5-85mm Big Bore Size Domes

22cc	KA8522
24cc	KA8524
26cc	KA8526
28cc	KA8528
30cc	KA8530
32cc	KA8532
34cc	KA8534

All ADA Head Shells are available in these colors: Clear, Green, Black, Blue, Red and Orange. Custom Logo laser printing in also available. Call for details.

FOUR STROKE
INTAKE SYSTEMS
ENGINE/GASKETS
EXHAUST
DRIVE LINE HANDLING
ELECTRICAL
WATERLINE /BILGE
STEERING & CONTROLS
BODY
ACCESSORIES
SERVICE TOOLS /HARDWARE
CHEMICAL



ADA YA701M
Billet Girdle
Head Shell



ADA YA701L
Billet Non-Girdle
Head Shell



ADA YA701G6
Girdle
Hardware Kit

ADA YAMAHA 701/760 BILLET HEAD

Includes o-rings that fit into the grooves in the head shell, mounting hardware, and brass fittings. Clear anodized for protection against corrosion.

Yamaha	Part No.
Y701/760 Girdle Billet Head Shell**	YA701M
** Girdle Kit is not included in Head Kit	
Girdle Kit (6 pcs.) for Girdle Head **	YA701G6
Y701/760 Non-Girdle Billet Head Shell	YA701L
701-81mm 29cc (230 lbs/115 Octane)	YA2129L
701-81mm 31cc (215 lbs/112 Octane)	YA2131L
701-81mm 33cc (200lbs/105 Octane)	YA2133L
701-81mm 34cc (192 lbs/95 Octane)	YA2134L
701-81mm 35cc (185lbs/92 Octane) *	YA2135L
* 35cc Dome for 100 Octane with Dry Pipe	
701-81mm 37cc (170lbs/92 Octane)	YA2137L
760-84mm 29cc (245lbs/118 Octane)	YA7629L
760-84mm 31cc (230lbs/115 Octane)	YA7631L
760-84mm 33cc (215lbs/110 Octane)	YA7633L
760-84mm 35cc (200lbs/105 Octane)	YA7635L
760-84mm 36cc (193lbs/105 Octane)	YA7636L
760-84mm 37cc (187lbs/100 Octane)	YA7637L
760-84mm 38cc (180lbs/98 Octane)	YA7638L
760-84mm 40cc (165lbs/91 Octane)	YA7640L
760-84mm 42cc (150lbs/91 Octane)	YA7642L
Flat Top Dome – 22cc	YAK8622L15
4° w/.015" Relief@86mm	
Flat Top Dome – 24cc	YAK8624L15
4° w/.015" Relief@86mm	
Flat Top Dome – 26cc	YAK8626L15
4° w/.015" Relief@86mm	
Flat Top Dome – 28cc	YAK8628L15
4° w/.015" Relief@86mm	
Flat Top Dome – 30cc	YAK8630L15
4° w/.015" Relief@86mm	
Dome for Flat Top Kawasaki Piston @ 82mm24cc	KD1224
Exhaust Pipe Mount Bracket	YEXBRKT-2M
O-Ring Kit	ORKIT-YA701M

***All ADA Domes are sold individually

ADA SUPER BORE HEAD

Yamaha	Part No.
Super Bore Non-Girdle Head Shell	YA760SB
Super Bore Girdle Head Shell	YA760SBM
Super Bore 38cc Dome Yamaha	SD9538

*ADA Super Bore Head Shells and Domes are Special Order Only.

***All ADA Domes are sold individually



ADA YA1200R
Yamaha Billet Head
Shell Non-Girdle

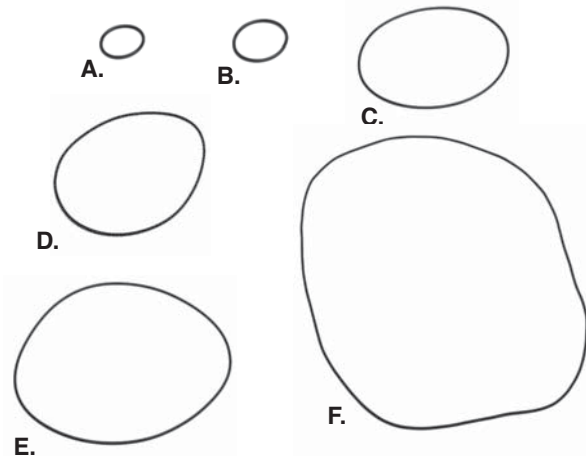
ADA YAMAHA GP1200R

Includes o-rings that fit into the grooves in the head shell, mounting hardware, and brass fittings. Clear anodized for protection against corrosion.

Yamaha	Part No.
Billet Head Shell Non-Girdle	YA1200R
29cc (215-220Lbs/115 Octane)	YA8029
31cc (205-210Lbs/110 Octane)	YA8031
33cc (195-200Lbs/105 Octane)	YA8033
35cc (180-185Lbs/100 Octane)	YA8035
38cc (165-170Lbs/95 Octane)	YA8038
40cc (155-160Lbs/91 Octane)	YA8040
42cc (140-145Lbs/89 Octane)	YA8042

*ADA Yamaha GP1200R Head Shells and Domes are Special Order Only.

***All ADA Domes are sold individually



ADA INDIVIDUAL O-RING

Descriptions	Part No.
A. O-Ring, Dome Top Around Spark Plug Hole	OR020
B. O-Ring Head Shell to Dome	OR024
C. Compression O-Ring Ultra 150, All Yamaha	OR043
D. Compression O-Ring SD 951	OR044
E. Outer Water O-Ring Ultra 150 (3 req.)	OR049
F. Outer Water O-Ring Y701/760	ORYA701
Compression O-Ring K750/800	OR042

Sea-Doo
720/800



ADA SD720 AND 800 BILLET HEAD

Sea-Doo - 82mm Bore	Part No.
Sea-Doo 720 Billet Head Shell	SD720
Sea-Doo 720 32cc Dome (205 lbs/100 Octane)	SD7232
Sea-Doo 720 34cc Dome (190 lbs/105 Octane)	SD7234
Sea-Doo 720 36cc Dome (175 lbs/100 Octane)	SD7236
Sea-Doo 800 Billet Head Shell	SD800
Sea-Doo 800 39cc Dome (205 lbs/105 Octane)	SD8039
Sea-Doo 800 41cc Dome (190 lbs/98 Octane)	SD8041
Sea-Doo 800 43cc Dome (175 lbs/91 Octane)	SD8043

***All ADA Domes are sold individually
The ADA Sea-Doo 720 & 800 domes are interchangeable but the head billet shells are engine size specific.



Sea-Doo 951

ADA SD951 BILLET HEAD

Sea-Doo - 89mm Bore	Part No.
Sea-Doo 951 Billet Head Shell	SD951
Sea-Doo 951 38cc Dome (220 lbs/115 Octane)	SD9538
Sea-Doo 951 40cc Dome (210 lbs/112 Octane)	SD9540
Sea-Doo 951 42cc Dome (200 lbs/110 Octane)	SD9542
Sea-Doo 951 46cc Dome (183 lbs/105 Octane)	SD9546
Sea-Doo 951 48cc Dome (175 lbs/98 Octane)	SD9548
Sea-Doo 951 50cc Dome (165 lbs/91 Octane)	SD9550
O-Ring Kit	ORKIT-SD951

***All ADA Domes are sold individually



KU150 Kawasaki
Ultra 150/STX-R
NON Girdle Head Shell


ADA KAWASAKI ULTRA 150/STX-R BILLET GIRDLE HEAD KIT

Kawasaki - 80.5mm Bore	Part No.
Ultra 150/STX-R Billet Head Shell (Non Girdle Head)	KU150
32cc Dome +70 Lbs/112 Octane	KU1532
36cc Dome +50 Lbs/105 Octane	KU1536
38cc Dome +40 Lbs/105 Octane	KU1538
40cc Dome +30 Lbs/98 Octane	KU1540
42cc Dome +20 Lbs/91 Octane	KU1542
44cc Dome +10 Lbs/91 Octane	KU1544
Ultra 150/STX-R O-Ring Kit	ORKITKU150

***All ADA Domes are sold individually



Kawasaki
900/1100
Girdle Billet
Head Shell
& Girdle Kit



Kawasaki 900/1100

ADA KAWASAKI 900/1100 BILLET HEAD

Kawasaki 900 - 75mm Bore	Part No.
ADA 900/1100 Non-Girdle Billet Head Shell	KA900/1100
ADA K900 26cc Dome (185 lbs/105 Octane)	KA9026
ADA K900 28cc Dome (170 lbs/95 Octane)	KA9028
ADA K900 30cc Dome (155 lbs/91 Octane)	KA9030
ADA K900 O-Ring Kit	ORKITK900

***All ADA Domes are sold individually

Kawasaki 1100 - 82mm Bore	Part No.
ADA 900/1100 Non-Girdle Billet Head Shell	KA900/1100
ADA 900/1100 Girdle Billet Head Shell	KA1100M
ADA Girdle Kit for KA1100M	KA1100G
ADA K1100 22cc Dome (215 lbs/112 Octane)	KD1222
ADA K1100 24cc Dome (200 lbs/108 Octane)	KD1224
ADA K1100 26cc Dome (185 lbs/105 Octane)	KD1226
ADA K1100 28cc Dome (170 lbs/95 Octane)	KD1228
ADA K1100 30cc Dome (155 lbs/91 Octane)	KD1230
ADA K1100 32cc Dome (145 lbs/89 Octane)	KD1232
ADA K1100 O-Ring Kit	ORKITK1100

***All ADA Domes are sold individually



RIVA RACING HEAD O-RING KIT

Head O-Ring Kit	Part No.
2 Cylinder (701/760)	RY10026-O
3 Cylinder (63M/65U)	RY10028-O
GP800 (66E)	RY100277-O
GP1200R (For RY100288B/100289A1)	RY100288-O

FOUR STROKE
INTAKE SYSTEMS
ENGINE/GASKETS
EXHAUST
DRIVE LINE HANDLING
ELECTRICAL
WATERLINE /BILGE
STEERING & CONTROLS
BODY
ACCESSORIES
SERVICE TOOLS /HARDWARE
CHEMICAL

PERSONAL WATERCRAFT KITS

All pistons are high quality forged alloy and include rings, taper wall wrist pins and circlips.

L.A. Sleeve produces a complete watercraft line of two stroke centrifugally spun iron cylinder sleeves. LASCO sleeves with exact port specifications, chrome-moly iron alloy, high tensile strength material provide the rebuilder with ease of installation, trouble free boring and a lasting long life engine.



The ★ column, next to the sleeve part number, will help the rebuilder identify the cylinder that is to be sleeved. The ★ column designation will also help the rebuilder to determine the proper installation procedure.

★ Column Code Explanations:

- AC** – Original cylinder bore is alloy-chrome plated, Nikasil, or electrofused. The cylinder must be bored to accept the new cylinder sleeve.
- CS** – Original block has a cast-in sleeve liner in the cylinder. The cylinder must be bored out to accept the new cylinder sleeve. The cast-in liner will be bored completely out of the cylinder. Do not try to push out the cast-in liner, cylinder damage may be the result.
- CI** – Original block has a cast-in liner in the cylinder. The cylinder must be bored to accept the new cylinder sleeve. When using a CI style sleeve the cast-in liner will not be completely removed. The sleeve is designed to insert into the iron lined cylinder.
- RS** – Original block has a replacement sleeve. Heat the cylinder to remove the sleeve. Reheat the cylinder to install the new cylinder sleeve.
- CC** – Original barrel is cast-iron. The cylinder must be bored to accept the new cylinder sleeve.



Piston Wrist Pin Bearing



Crank Side/End Rod Bearing

		L.A. SLEEVE		WISECO										Piston Wrist Pin Bearing	Crank Side/End Rod Bearing
Model	Sea-Doo	Cyl. I.D.	★	Piston Style	Piston Kit	Bore Size mm	Over Size mm	CC	Ring Set	Circlip	Wrist Pin				
Sea-Doo 580	1988	76mm	RS	FL-5102	E Coated	734M07600	76.00	STD	580	2992TD	CW18	S477	50-4185		
(Long Finger Port)						734M07650	76.50	0.50	588	3012TD					
						734M07700	77.00	1.00	595	3032TD					
						734M07750	77.50	1.50	602	3051TD					
Sea-Doo 580	1989-96	76mm	RS	FL-5125											
(Short Finger Port)															
XP, SPI, GTX, SPX-650		78mm	RS	FL-5244	L Ring STOCK STYLE	663M07800	78.00	STD	650	3071LK	CW20	S512	50-4184		
(657cc)							663M07850	78.50	0.50	658	3091LK			(1993)	
							663M07900	79.00	1.00	666	3110LK			50-4182	
							663M08000	80.00	1.50	674	3150LK			(94-95)	
XP,GTI, HX, SPX, GTS, GS, GSI-750		82mm	RS	FL-5268	L Ring IJSPA Ltd. Class Legal	775M08200	82.00	STD	718	8200LF	CW20	S461	50-4184	01321	
(718cc)							775M08250	82.50	0.50	726	8250LF				
							775M08300	83.00	1.00	735	8300LF				
							775M08350	83.50	1.50	744	8350LF				
							775M08400	84.00	2.00	754	8400LF				
XP, SPX, GSX, GTX-785 Rave		82mm	RS	FL-5290	L Ring IJSPA Ltd. Class Legal	779M08200	82.00	STD	780	8200LF	CW20	S461	50-4184	01323	
GTX RFI, GSX RFI-785 Rave							779M08210	82.10	0.10	782	8210LF				
(1995-00)							779M08250	82.50	0.50	791	8250LF				
							779M08296	82.96	0.96	800	*8300LF				
							779M08300	83.00	1.00	801	8300LF				
							779M08350	83.50	1.50	810	8350LF				
							779M08400	84.00	2.00	820	8400LF				
GSX LTD, XP LTD, GTX LTD-951		88mm	RS	FL-5322		716M08800	88.00	STD	951	3464KD	CW21	S568	01242		
LRV, RX							716M08850	88.50	0.50	960	3484KD				
							716M08900	89.00	1.00	971	3503KD				
							716M08940	89.40	1.40	982	3520KD				
							716M09000	90.00	2.00	993	3544KD				
							716M09100	91.00	3.00	1017	3584KD				

* Must gap rings

* Cylinder Sleeving and Crankcase cleanup required for 91mm bore.

**Special Head Gasket Required Part #6700BB (91.25mm)

WISeco													Piston Wrist Pin Bearing	Crank Side/End Rod Bearing
Model	YAMAHA	Cyl. I.D.	★	L.A. SLEEVE	Piston Style	Piston Kit	Bore Size mm	Over Size mm	CC	Ring Set	Circlip	Wrist Pin		
Super Jet 1990-93, WaveRunner III 1996, WaveRunner VXR 1992-95 (from 817001) (633cc) Twin		77mm	RS	YA-5139		602M07700 602M07750 602M07800 602M07850 602M07900	77.00 77.50 78.00 78.50 79.00	STD 0.50 1.00 1.50 2.00	633 641 649 658 667	3032TD 3051TD 3071TD 3091TD 3110TD	CW20	S423	50-3302	01325
WaveRunner 91-92, WaveRunner LX 93 WaveRunner III 1990-95 WaveRunner VXR (from 816999) 91-92 (633cc) Twin		77mm	RS	YA-5176										
Super Jet, WaveRunner III GP WaveBlaster, WaveRunner II WaveRunner Pro VXR, FX700 WaveRaider 1996-97 (701cc) Twin		81mm	RS	YA-5187		790M08100 790M08150 790M08200 790M08250 790M08300 790M08400	81.00 81.50 82.00 82.50 83.00 84.00	STD 0.50 1.00 1.50 2.00 3.00	701 710 718 726 735 753	3189KD 3207KD 3228KD 3248KD 3268KD 3307KD	CW20	S512	50-3483	01325
WaveRaider 1994-95 WaveRaider DX, WaveVenture Wave Venture XL700 (701cc)Twin		81mm	RS	YA-5284										
Super Jet, WaveRunner III GP WaveBlaster, WaveRunner II WaveRunner Pro VXR, FX700 WaveRaider 1996-97 Big Bore to 789cc Twin		84mm		YA-5187B		757M08400 757M08450 757M08500 757M08550 757M08600	84.00 84.50 85.00 85.50 86.00	STD 0.50 1.00 1.50 2.00	754 763 771 780 789	3307KD 3327KD 3347KD 3368KD 3386KD	CW20	S631	50-3483	01325
WaveBlaster, WaveBlaster II WaveRaider, WaveRunner GP760 WaveVenture, XL760 1996-00 (754cc) Twin		84mm	RS	YA-5304										
WaveRunner GP800 1998-00 WaveRunner XL800 2000 (784cc) Twin		80mm	AC	YA-5356		758M08000	80.00	STD	784	3150KD	CW22	S640	01343	
WaveRaider 1100 1995-97 WaveVenture 1100 (1051cc) Triple		81mm	RS	YA-5282		791M08100 791M08150 791M08200 791M08250 791M08300	81.00 81.50 82.00 82.50 83.00	STD 0.50 1.00 1.50 2.00	1051 1064 1077 1090 1104	3189KD 3207KD 3228KD 3248KD 3268KD	CW20	S512	50-3483	01325
WaveRunner GP1200 1997-99 SUV1200 1999-00 XL1200 1998 (1131cc) Triple		84mm	RS	YA-5349		757M08400 757M08450 757M08500 757M08550 757M08600	84.00 84.50 85.00 85.50 86.00	STD 0.50 1.00 1.50 2.00	1131 1142 1156 1169 1184	3307KD 3327KD 3347KD 3366KD 3386KD	CW20	S631	50-3483	01325
XL 1200 LTD 1998-00 GP1200R 2000 (1176cc) Triple		80mm	AC	YA-5469		758M08000	80.00	STD	1176	3150KD	CW22	S640	01343	
GP1300R 2003-08		84mm	AC	YA-5502		867M08400	84.00	STD	1300	3307KD	CW22	S539		
1050cc Four Cylinder VX1050 Cruiser VX1050 Sport VX1050 Deluxe		76mm				40051M07600	76.00	STD		2992XG	CW17	S532		
1800cc 4 Cyl. 8.6:1 Compression FX Cruiser SHO 2008-11 FX SHO 2008-11 FZR 2009-12 FZS 2009-12		86mm		YA-5688		40049M08600	86.00	STD		8600XX	W5590	S734		

FOUR STROKE
INTAKE SYSTEMS
ENGINE/GASKETS
EXHAUST
DRIVE LINE HANDLING
ELECTRICAL
WATERLINE /BILGE
STEERING & CONTROLS
BODY
ACCESSORIES
SERVICE TOOLS /HARDWARE
CHEMICAL

General Rules for Sleeve Installation:

These tips are intended to be a guide for installing sleeves into cylinders. There are always exceptions to the rule and care must be taken on special applications.

ALWAYS WAIT UNTIL THE SLEEVE ARRIVES BEFORE BEGINNING ANY MACHINE WORK. NEVER ASSUME THAT THE STATED MODEL AND YEAR OF THE CYLINDER IS CORRECT. ALWAYS CHECK TO SEE IF THE SLEEVE PORTS MATCH THE CYLINDER PORTS.

1. Interference fit for cylinder sleeve to aluminum bore is .004.
2. Interference fit for cylinder sleeve to a cast iron bore is .002 to .003.
3. Installation of flanged type sleeves follow the same rules, but the top of the cylinder must have a countersink to the correct depth to accept the flanged sleeve. .000 to .001 interference fit on the flange diameter is recommended.
4. Heating the cylinder for 45 minutes to one hour at 350 degrees to 450 degrees is preferable.
5. The sleeve should slide in very easily when the cylinder is properly heated. Freeze shrinking the sleeve is not necessary. (Some machinists believe this assists installation of the sleeve.)
6. **REMEMBER:** Rap or press the sleeve down while the cylinder is cooling down. Use a hydraulic press for this procedure.
7. Milling the top deck of the cylinder always adds a quality touch. A caution here, some cylinders may not be able to have the top surface decked.
8. For two-stroke cylinders, blending or matching the aluminum cylinder to the sleeve ports is recommended for proper fuel flow.

FOUR
STROKEINTAKE
SYSTEMSENGINE/
GASKETS

EXHAUST

DRIVE LINE
HANDLING

ELECTRICAL

WATERLINE
/BILGESTEERING
& CONTROLS

BODY

SERVICE TOOLS
ACCESSORIESSERVICE TOOLS
/HARDWARE

CHEMICAL

L.A.
SLEEVE

WISECO

Model	KAWASAKI Cyl. I.D. ★			Piston Style	Piston Kit	Bore Size mm	Over Size mm	CC	Ring Set	Circlip	Wrist Pin	Piston Wrist Pin Bearing	Crank Side/End Rod Bearing
JS-550 Iron Cylinder 1986-90	75mm	CC	KA-5033		516M07500 516M07550 516M07600	75.00 75.50 76.00	STD 0.50 1.00	531 537 544	2953TC 2973TC 2992TC	CW16	S259	50-3122	
JS-550SX Reed 1991-95	75mm	CI	KA-5135		608M07500 608M07550 608M07600 608M07650	75.00 75.50 76.00 76.50	STD 0.50 1.00 1.50	531 537 544 551	2953TD 2973TD 2992TD 3012TD	CW16	S259	50-3122	
JS, JL, JF-650 1986-96	76mm	CS	KA-999		549M07600 549M07650 549M07700	76.00 76.50 77.00	STD 0.50 1.00	635 643 657	2992TD 3012TD 3032TD	CW18	S513	50-3272	01315
JS-750SX, SS, ST, XiR 1992-95	80mm	CI	KA-5166		813M08000 813M08050 813M08100 813M08150 813M08200	80.00 80.50 81.00 81.50 82.00	STD 0.50 1.00 1.50 2.00	743 752 760 771 779	3150KD 3169KD 3189KD 3209KD 3228KD	CW20	S650 (20mm)	50-3302	01317
Supersport Xi 1993-95	80mm	CS	KA-5166H		813M08300 813M08500 813M08550	83.00 85.00 85.50	3.00 5.00 5.50	796 840 849	3268KD 3347KD 3367KD				
Special Heavy O.D. Sleeve 3.600" * Crankcase cleanup and cylinder sleeving required for 83mm thru 85.5mm bore.													
JS-750 SXi, ZXi 1995-00	80mm	CI	KA-5280		809M08000 809M08050 809M08100 809M08150	80.00 80.50 81.00 81.50	STD 0.50 1.00 1.50	743 752 760 771	3150KD 3169KD 3189KD 3207KD	CW22	S662 (22mm)	50-3304	
STX, STS, SXi Pro, Xi Sport Supersport Xi 1996-97	80mm	CS	KA-5280H		809M08200 809M08300 809M08400 809M08450	82.00 83.00 84.00 84.50	2.00 3.00 4.00 4.50	779 795 820 830	3228KD 3268KD 3307KD 3327KD				
* Crankcase cleanup and cylinder sleeving required for 83mm thru 84.5mm bore.													
JS-750 SXi, SXi pro 1996-02	80mm	CI	KA-5280	E Coated	810M08250	82.50	2.50	791	8250KB	CW22	S640	50-3304	
SX800R 2003													
* These racing pistons feature a cutaway skirt, boost port feed hole, and thinner rings.													
Team Kawasaki Factory Part													
SX800R 2003	82mm		KA-5496		837M08200 837M08250 837M08296	82.00 82.50 82.96	STD 0.50 0.96	782 791 800	3228KD 3248KD 3268KD	CW22	S662	50-3304	
JH-900 ZXi, JT-900 STX (891cc) 1995-00 triple cylinder	73mm	CS	KA-5283		659M07300 659M07350 659M07400 659M07450	73.00 73.50 74.00 74.50	STD 0.50 1.00 1.50	891 903 915 928	2874CD 2894CD 2913CD 2933TD	CW20	S512	50-3302	01317
JH-1100 ZXi, JT-1100 STX (1071cc) 1996-00 triple cylinder	80mm		KA-5303		809M08000 809M08050 809M08100 809M08150 809M08200	80.00 80.50 81.00 81.50 82.00	STD 0.50 1.00 1.50 2.00	1071 1083 1097 1106 1125	3150KD 3169KD 3189KD 3209KD 3228KD	CW22	S662	50-3304	01317
Not for 1100DI													
JH-1100 ZXi, JT-1100 STX Big Bore to 1193cc 1996-00			KA-5303B		809M08300 809M08400 809M08450	83.00 84.00 84.50	3.00 4.00 4.50	1151 1179 1193	3268KD 3307KD 3327KD	CW22	S662	50-3304	01317
Ultra 150 (1176cc) triple cylinder 1999-00	80mm	AC	KA-5415		749M08000 749M08050 749M08100	80.00 80.50 81.00	STD 0.50 1.00	1176 1191 1205	3150TD 3169TD 3189TD	CW24	S598	50-4186	

SJ Flat Top Piston
85.0 mm for SJ 771CC
85.5 mm for SJ 780CC
Piston skirt must be modified to match sleeve

L.A.
SLEEVE

WISECO

Model	POLARIS Cyl. I.D. ★			Piston Style	Piston Kit	Bore Size mm	Over Size	CC	Ring Set	Circlip	Wrist Pin	Piston Wrist Pin Bearing	Crank Side/End Rod Bearing
SL-650 1992-95	65mm	CI	FL-5191		624M06500 624M06550 624M06600 624M06650 624M06700	65.00 65.50 66.00 66.50 67.00	STD 0.50 1.00 1.50 2.00	647 656 665 675 685	2559CD 2579CD 2598CD 2618CD 2638CD	CW18	S280	50-3496	01329
Hurricane 700 1996-97	81mm		FL-5300		700M08100	81.00	STD	700	3189TD	CW20	S512	50-4182	
SL, SLT-700 1996-97	81mm	RS	FL-5341		700M08150 700M08200 700M08250 700M08300	81.50 82.00 82.50 83.00	0.50 1.00 1.50 2.00	710 718 726 734	3209TD 3228TD 3248TD 3268TD				
SLH, SLTH-700, Virage (65+) (700cc) twin 1998-02													
Freedom 2002													
SL, SLT-750 1993-95	69.75mm	CI	FL-5239		633M06975 633M07025 633M07075 633M07125 633M07150 633M07200	69.75 70.25 70.75 71.25 71.50 72.00	STD 0.50 1.00 1.50 1.75 2.25	744 755 766 777 783 795	2746CD 2766CD 2786CD 2805CD 2815CD 2835CD	CW18	S343	50-3496	01329
Special Heavy O.D. 80.60mm	69.75mm	CS	FL-5239H										
SL, SLT, SLX-780 triple cylinder 1995-97	71.3mm		FL-5302		633M07150 633M07200	71.50 72.00	STD 0.71	783 794	2815CD 2835CD	CW18	S343	50-3496	01329

Model		POLARIS		Cyl. I.D. ★	L.A. SLEEVE	Piston Style	Piston Kit	Bore Size mm	Over Size mm	CC	Ring Set	Circlip	Wrist Pin	Piston Wrist Pin Bearing	Crank Side/End Rod Bearing
SLX Pro 785 (779cc) triple cylinder		1997-00	69.72mm		FL-5342	XPS E-Coated	722M06970	69.70	STD	799	2746CD	CW18	S343		
<i>* Nikasil Bore – Cylinder Sleeving or Replating Required for Oversizes.</i>															
Octane 777 Virage I		2002	84mm		FL-5416	E-Coated	811M08400	84.00	STD	775.8	8400KB	CW22	S662		
<i>Low Dome Race Part. (Flat Top) Head Modifications required.</i>							811M08450	84.50	.050	785.1	8450KB				
							811M08500	85.00	1.00	794.4	8500KB				
							811M08525	85.25	1.25	779.1	8520KB				
							812M08500	85.00	1.00	794.4	8500KB	CW22	S662		
SL-900 triple cylinder		1996-97	74.5mm	RS	FL-5305		687M07450	74.50	STD	889	2933TD	CW20	S512	50-4182	
SL, SLX, SLTC, SLXH-1050 (1051cc) triple cylinder		1996-99	81mm		FL-5297		687M07500	75.00	0.50	901	2953TD				
							687M07550	75.50	1.00	913	2973TD				
							687M07600	76.00	1.50	925	2992TD				
							687M07650	76.50	2.00	937	3012TD				
							781M08100	81.00	STD	1051	8100LF	CW20	S512	50-4182	
Pro1200, Virage TX Virage TXI, SLX Genesis all Models X45		2000-01	84mm		FL-5416		781M08150	81.50	0.50	1064	8150LF				
							781M08200	82.00	1.00	1077	8200LF				
							781M08250	82.50	1.50	1090	8250LF				
							781M08300	83.00	2.00	1102	8300LF				
							811M08400	84.00	STD	775.8	8400KB	CW22	S662		
Pro1200, Virage TX Virage TXI		2001-02	85mm				811M08450	84.50	0.50	785.1	8450KB				
							811M08500	85.00	1.00	794.4	8500KB				
							811M08525	85.25	1.25	799.1	8525KB				
							812M08500	85.00	1.00	794.4	8500KB	CW22	S662		
							812M08525	85.25	1.25	799.1	8525KB				
<i>Low Dome Race Part. (Flat Top) Head Modifications required.</i>															

MODEL	L.A. SLEEVE	CUBIC DISPLACEMENT	CYLINDER I.D.	CODE	PART NO.
-------	-------------	--------------------	---------------	------	----------

Sea-Doo					
580 (Long Finger Port) 1988		580cc	76mm	RS	FL-5102
580 (Short Finger Port) 1989-96		580cc	76mm	RS	FL-5125
XP/SPI, GTX, SPX 1993-95		650cc	78mm	RS	FL-5244
GTI, HX, SPX, XP, GTS, GS, GSI		718cc	82mm	RS	FL-5268
XP/SPX/GTX RFI-785 Rave 1995-02		782cc	82mm	RS	FL-5290
GSX/XP/GTX-951 LTD RX 1997-02		951cc	88mm	RS	FL-5322
785DI		782cc	82mm	RS	FL-5583
951DI		951cc	88mm	RS	FL-5578

Polaris					
SL-650 1992-95		647cc	65mm	CI	FL-5191
SL-750 1993-95		744cc	69.7mm	CI	FL-5239
SLX Pro 785 1997-01			69.72mm	AC	FL-5342
SL-900 1996-97		889cc	74.5mm	RS	FL-5305
SLTX/SLXH-1051 1996-99		1051cc	81mm		FL-5297
Virage, Octane 777 2002		777cc	84mm	RS	FL-5416
Genesis 1200 (99-02), SLX, X-45 1200, Pro 1200, Virage TX & TXI 1999-02		1165cc	84mm	RS	FL-5416

Yamaha					
Wave Jammer, Wave Runner 1987-92		496cc	72mm	RS	YA-5025
Wave Runner, Super Jet thru 1993		633cc	77mm	RS	YA-5139
61X Wave Blaster, WRIII, FX, Pro VXR, Superjet (93-07)		701cc	81mm	RS	YA-5187
Super Jet, Wave Blaster Big Bore to		789cc	84mm		YA-5187B
62T 701 Wave Raider (94-95), Wave Venture XL 700 (95-02)		701cc	81mm	RS	YA-5284
Wave Raider, WBII, GP 760/Wave Blaster (96-00)		754cc	84mm	RS	YA-5304
Wave Runner GP-800 (98-02), XL/XLT 800 (00-02)		784cc	80mm	AC	YA-5356
1100Wave Raider (95-96), Wave Venture (96-97)		1051cc	81mm	RS	YA-5282
GP1200(97-99)/XL 1200 (98)		1131cc	84mm	RS	YA-5349
XL1200 Ltd/GP1200R		1176cc	80mm	AC	YA-5469
GP1300R (03-07)		1296cc	84mm	AC	YA-5502

Kawasaki					
JS-550 Iron Cylinder 1986-90		531cc	75mm	CC	KA-5033
JS-550 SX Reed 1991-95		531cc	75mm	CI	KA-5135
JS, JF-650 1986-96		635cc	76mm	CS	KA-999
JS-750 SX/SS (92-95)		743cc	80mm	CI	KA-5166
JS-750 SX/SS (92-95) Special Heavy OD Sleeve 3.600"		743cc	80mm	CS	KA-5166H
JS-750 SXI, ZXI (96-97), ST (94-95) SXI Pro		743cc	80mm	CI	KA-5280
JS-750 SX, ZXI (95-97), ST (94-95), SXI Pro Special Heavy OD Sleeve 3.600"		743cc	80mm	CS	KA-5280H
JS-900 ZXI, STX (95-06)		891cc	73mm	CS	KA-5283
JS1100ZXI, STX (96-02)		1071cc	80mm	CI	KA-5303
JS-1100 ZXI, STX (96-02) Big Bore to 800 SXR 2003-07		1180cc	83mm		KA-5303B
Ultra 150 1999-00		1176cc	82mm		KA-5496
			80mm	AC	KA-5415

FOUR STROKE
INTAKE SYSTEMS
ENGINE/GASKETS
EXHAUST
DRIVE LINE HANDLING
ELECTRICAL
WATERLINE /BILGE
STEERING & CONTROLS
BODY
ACCESSORIES
SERVICE TOOLS
CHEMICAL
HARDWARE



Wossner Pistons, Germany's finest aftermarket forged piston and rod manufacturer, now brings German quality to America. With over 25 years of custom piston and rod manufacturing, Wossner Pistons is deeply committed to bringing to market only the best and most accurately machined forged pistons and rods available.

Wossner Pistons commitment to quality stems from designing racing components for top European racing teams in all types of venues to supplying the weekend racer a hop-up high compression piston, or a big bore piston to take advantage of today's high revving high horsepower engines in both automotive and motorcycle applications.

With unsurpassed quality and a commitment, Wossner Pistons will always listen to the customer as this assures you will always receive the high quality forged CNC machined components you would expect from today's top European piston and rod manufacturer. Wossner Pistons believes in continued research and development so that the end user is guaranteed to receive the highest quality machined forged piston.

Wossner Pistons is a complete company that manufactures 2-stroke and 4-stroke PWC (personal watercraft), motorcycle, automotive, snowmobile forged pistons in various bore sizes and compression ratios. Wossner Pistons designs and manufactures all of our forgings in house.



Wossner Piston Features:

Wossner Pistons are Moly Teflon (Soft Coating) coated to allow for a tighter clearance when building an engine and making the break-in process easier. The coating is a "Soft" coating and when the pistons are removed from an engine the coating will show any wear patterns that have been created during the engine life.

Wossner Pistons are forged and then in most cases completely CNC machined both externally and internally to create the highest quality piston. They are often the lightest piston available from any piston company. With the pistons being lighter this will reduce wrist bearing and wrist pin fatigue and wear. The lighter weight will also allow a engine builder to bore the cylinder to a tighter clearance thus creating more horsepower.



Yamaha Model	Cylinders	Displacement	Bore Size	Over Size mm	Piston Part No.	Ring Set Part No.	Circlip Part No.
Super Jet 700 '93-12	2	701	81.00	Std.	6005DA	RDT8100	CW20
Wave Blaster 700 '93-96		710	81.50	+0.5	6005D050	RDT8150	CW20
Waver Raider 700 '94-98		718	82.00	+1.0	6005D100	RDT8200	CW20
Wave Runner III GP '94-97		726	82.50	+1.5	6005D150	RDT8250	CW20
Wave Runner PRO VXR700 '93-94		735	83.00	+2.0	6005D200	RDT8300	CW20
Wave Venture 700 '95-98		753	84.00	+3.0	6005D300	RDT8400	CW20
Wave Venture XL700 '02							
Wave Blaster 760 '96-97	2	754	84.00	Std.			CW20
Wave Raider 760 '96-97		763	84.50	+0.5			CW20
Wave Runner II 760 '96-97		771	85.00	+1.0			CW20
Wave Venture 760 '97		780	85.50	+1.5			CW20
		789	86.00	+2.0			CW20
GP800R '98-05	3		79.90	Std.	6004DA		
XL800 '00-01			79.91	+0.01	6004DB		
XLT800 '02-04			79.92	+0.02	6004DC		
GP1200R '00-03			79.93	+0.03	6004DD		
XL1200 LTD '98-01			80.50	+0.6	6004D060	RDT8050	
XLT1200 '01-05			81.00	+1.1	6004D110	RDT8100	
Wave Runner 1100 '95-97	2		81.00	Std.	6005DA	RDT8100	CW20
Wave Venture 1100 '95-97			81.50	+0.5	6005D050	RDT8150	CW20
			82.00	+1.0	6005D100	RDT8200	CW20
			82.50	+1.5	6005D150	RDT8250	CW20
			83.00	+2.0	6005D200	RDT8300	CW20
			84.00	+3.0	6005D300	RDT8400	CW20
GP1300R '03-08	3		83.90	Std.	6003DA		CW22
			83.91	+0.01	6003DB		CW22
			83.92	+0.02	6003DC		CW22
			86.00	Std.	6505DA		
1800c Four Cylinder '08-12	4						
FX Cruiser SHO '08-11							
FX SHO '08-11							
FZR '09-12							
FZS '09-12 8.6:1 Compression							

Sea-Doo Model	Cylinders	Displacement	Bore Size	Over Size mm	Piston Part No.	Ring Set Part No.	Circlip Part No.	
XP / GTI / HX / SPX / GTS '95-05	2	718	82.00	Std.	6002DA	RDT8200	CW20	
Challenger 718 '98		726	82.50	+0.5	6002D050	RDT8250	CW20	
Challenger 718 '00-01		735	83.00	+1.0	6002D100	RDT8300	CW20	
Explorer 718 '97&02		744	83.50	+1.5	6002D150	RDT8350	CW20	
Speedster 718 '96-97		754	84.00	+2.0	6002D200	RDT8400	CW20	
Speedster 718 SK '99								
Sportster 1800 '98-99								
Sportster 718 LT '02								
XP / SPX / GSX / GTX	2	780	82.00	Std.	6001DA	RDT8200	CW20	
GTX-RFI / GTI / GSX-RFI780 '95-05		785	82.10	+0.10	6001D010		CW20	
		791	82.50	+0.5	6001D050	RDT8250	CW20	
		800	82.96	+0.96	6001D096	RDT8300	CW20	
		801	83.00	+1.0	6001D100	RDT8300	CW20	
		810	83.50	+1.5	6001D150	RDT8350	CW20	
	820	84.00	+2.0	6001D200	RDT8400	CW20		
GSX-LTD / XP-LTD	2	951	88.00	Std.	6011DA	RDT8800	CW21	
GTX-LTD / LRV / RX950 '97-05		960	88.50	+0.5	6011D050	RDT8850	CW21	
Sporster950 LE '00-03		971	89.00	+1.0	6011D100	RDT8900	CW21	
VSP950 LTD '99-03		982	89.40	+1.4	6011D140		CW21	
		993	90.00	+2.0	6011D200	RDT9000	CW21	
	1017	91.00*	+3.0	6011D300	RDT9100	CW21		
RXP215 '04-09 9.5:1 Compression	3	1500	100.00	std.	6503DA	1000XTY	CW23	
RXP-X255 '08-10				100.50	+0.5	6503D050	1005XTY	CW23
RXT 255/260 '05-10								
RXT-X 255/260 '08-10								

*Cylinder sleeving and crankcase cleanup required for 91mm bore

Kawasaki Model	Cylinders	Displacement	Bore Size	Over Size mm	Piston Part No.	Ring Set Part No.	Circlip Part No.
JS750 SS '95-96	3	743	80.00	Std.	6006DA	RDT8000	CW20
Supersport '93-95		752	80.50	+0.5	6006D050	RDT8050	CW20
750SX '92-95		760	81.00	+1.0	6006D100	RDT8100	CW20
ST '94-95		771	81.50	+1.5	6006D150	RDT8150	CW20
XIR 1994		779	82.00	+2.0	6006D200	RDT8200	CW20
		795	83.00	+3.0	6006D300	RDT8300	CW20
		815	84.00	+4.0	6006D400	RDT8400	CW20
		823	84.50	+4.5	6006D450	RDT8450	CW20
		840	85.00	+5.0	6006D500	RDT8500	CW20
		849	85.50	+5.5	6006D550	RDT8550	CW20
SX-R800 '03-12	2	782	82.00	Std.	6010DA	RDT8200	CW22
		791	82.50	+0.5	6010D050	RDT8250	CW22
		800	82.96	+0.96	6010D096	RDT8300	CW22
JS900 '95-96	3	891	73.00	Std.	6009DA	RDT7300	CW20
ZXI900 '95-97		903	73.50	+0.5	6009D050	RDT7350	CW20
STX900 '97-06		915	74.00	+1.0	6009D100	RDT7400	CW20
STS900 '01-02		928	74.50	+1.5	6009D150	RDT7450	CW20
ZXI1100 '96-03	3	1071	80.00	Std.	6007DA	RDT8000	CW22
STX1100 '97-99		1083	80.50	+0.5	6007D050	RDT8050	CW22
STX1100 '00-03		1097	81.00	+1.0	6007D100	RDT8100	CW22
Ultra130 '01-04		1106	81.50	+1.5	6007D150	RDT8150	CW22
		1125	82.00	+2.0	6007D200	RDT8200	CW22
		1151	83.00	+3.0	6007D300	RDT8300	CW22
		1179	84.00	+4.0	6007D400	RDT8400	CW22
	1193	84.50**	+4.5	6007D450	RDT8450	CW22	
Ultra150 (1200) '95-05	3	1176	80.00	Std.	Call for details		CW24
		1191	80.50	+0.5			CW24
		1205	81.00	+1.0			CW24
STX-12F '03-07	4		83.00	Std.	Call for details	830XDS	
STX-15F '04-11	4	1500	83.00	Std.	Call for details	830XDS	
Ultra260X '09-10 8.0:1 Compression	4		83.00	Std.	Call for details	830XTY	

**Crankcase cleanup and Cylinder sleeving required for 83mm thru 84.50mm bore

FOUR STROKE
INTAKE SYSTEMS
ENGINE/GASKETS
EXHAUST
DRIVE LINE HANDLING
ELECTRICAL
WATERLINE /BILGE
STEERING & CONTROLS
BODY
ACCESSORIES SERVICE TOOLS /HARDWARE
CHEMICAL



PRO-X PISTON KITS


Pro-X Piston Kits are manufactured in Japan and are designed to be an O.E.M. replacement. The aluminum alloy used in the manufacturing of Pro-X pistons maintains or exceeds the factory specifications. Additional oversizes are available in .010 increments up to .080 (2.00 mm).

* - Rings are available for all pistons. For Rings Part Number, put "R" after piston part number.

		STD	.010	.020	.030	.040	.060	.080	Top End Bearings
SEA-DOO	Std. Bore	STD	.25mm	.50mm	.75mm	1mm	1.5mm	2mm	
580 All thru 1996	76.00	01.5506.000				01.5506.100			50-4185
720 HX, XP, GTS, GS SPX, GTI, GSI 1995-02	82.00	01.5508.000	01.5508.025	01.5508.050	01.5508.075	01.5508.100	01.5508.150		50-4184
800 XP, GSX, GTI, RFI SPX 1995-02	82.00	01.5511.000	01.5511.025	01.5511.050	01.5511.075	01.5511.100	01.5511.150		50.4184
951 XPL, GSXL, GTXL RX, LRV 1997-07	88.00	01.5515.000	01.5515.025	01.5515.050	01.5515.075	01.5515.100	01.5515.150		01242
RXP (2004-08), RXT (2005-08) RXP-X (2008)		01.5594.000		01.5594.050		01.5594.100			

		STD	.010	.020	.030	.040	.060	.080	Top End Bearings
YAMAHA	Std. Bore	STD	.25mm	.50mm	.75mm	1mm	1.5mm	2mm	
701 All thru 2013	81.00	01.2510.000	01.2510.025	01.2510.050	01.2510.075	01.2510.100	01.2510.150	01.2510.200	50-3483
760 All thru 1998	84.00	01.2514.000	01.2514.025	01.2514.050	01.2514.075	01.2514.100	01.2514.150		50-3483
1200/GP1200 All thru 1998	84.00	01.2574.000	01.2574.025	01.2574.050	01.2574.075	01.2574.100	01.2574.150		50-3483
800 All thru 2002	79.90	01.2518.A				01.2518.100			01343
GP1200 R 2000-02	79.91	01.2518.B				(81.00mm)			
XL1200 LTD 1998-00	79.92	01.2518.C							
XLT1200 2001-02	79.93	01.2518.D							
GP1300 R 2003-07	83.90	01.2520.A		01.2519.050		01.2519.100			
	83.91	01.2520.B		(84.50mm)		(85.00mm)			
	83.92	01.2520.C							

		STD	.010	.020	.030	.040	.060	.080	Top End Bearings
KAWASAKI	Std. Bore	STD	.25mm	.50mm	.75mm	1mm	1.5mm	2mm	
JT750 SS, XS, Xi 1993-97	80.00	01.4510.000				01.4510.100	01.4510.150		50-3302
JT750 ZXi, SXi 1995-98	80.00	01.4515.000		01.4515.050		01.4515.100	01.4515.150		50-3302
800 SX-R 2003-12	82.00	01.4523.000	01.4523.025	01.4523.050		01.4523.100			50-3304
JS900 ZXi, STX 1995-06	73.00	01.4520.000	01.4520.025				01.4520.150		50-3304
JS1100 ZXi 1996-98	80.00	01.4515.000		01.4515.050		01.4515.100	01.4515.150		50-3304
Ultra 150 1999-05	79.87	4520A							50-4186
STX-R1200 2002-05	79.88	4520B							
	79.88	4520C							



TOP END (WRIST PIN) BEARINGS

Kawasaki	OEM No.	Size (1x2x3)	Part No.
300	1986-93	13033-1010	18x22x24 50-3272
440	1977-92	13033-3005	16x20x22.5 50-3122
550	1982-95	13033-3005	16x20x22.5 50-3122
650 SX,X2,TS,SC	1986-96	13033-1010	18x22x24 50-3272
750 ST,SX,SS,XiR,Supersport Xi	1992-95	13033-3702	20x25x25 50-3302
900 ZXI,STX 1995-06	13033-3702	20x25x25	50-3302
750 ZXI,STX,SXi,STS,Xi Sport,SXi Pro.Supersport Xi	1996-02	13033-3703	22x27x24.7 50-3304
800 SXR	2003-12		22x27x24.7 50-3304
1100 ZXi,STX 1996-02	13033-3703	22x27x24.7	50-3304
Ultra 150,STX-R	13033-3704	24x29x25	50-4186

Polaris	OEM No.	Size (1x2x3)	Part No.
650	1987-92	3083216	18x23x21.5 50-3496
750	1987-92	3083216	18x23x21.5 50-3496
780	1987-92	3083216	18x23x21.5 50-3496
700	1995-97	3584001	20x25x21.7 50-4182
900	1997-02	3584001	20x25x21.7 50-4182
1050	1998-02	3584001	20x25x21.7 50-4182

Tiger Shark	OEM No.	Size (1x2x3)	Part No.
640/900/1000	1993-99	—	20X26X24 B1024

Sea-Doo	OEM No.	Size (1x2x3)	Part No.
580	1988-96	290.832.320	18x22x22 50-4185
650	1993	290.832.440	20x24x23 50-4184
650	1994-95		20x25x21.7 50-4182
720	1995-02	290.832.420	20x24x23 50-4184
785	1995-02	290.832.420	20x24x23 50-4184
951	1997-02	290.832.550	21x25x24 01242

Yamaha	OEM No.	Size (1x2x3)	Part No.
500	1987-92	20x24x23	50-4184
650	thru 1996	933310-320U200	20x25x25 50-3302
701/760	thru 2012*		20x25x24 50-3483
1100	1995-97	20x25x24	50-3483
1200 (65U)	1997-02	20x25x24	50-3483
800	1998-02	22x27x23	01343
1200 (66V)	1998-02	22x27x23	01343

*Must use OEM Washer

BIG END (CRANK PIN) BEARINGS

Sea-Doo	Size	Part No.
720	26 x 33 x 18	01321
785	28 x 35 x 18	01323

Yamaha	Size	Part No.
650/701/760/1100	25 x 32 x 20	01325




Kawasaki	Size	Part No.
JS/JF-650	24 x 32 x 20	01315
JS750 93-95	26 x 34 x 20	01317
JS900ZXI	24 x 34 x 20	01317
JS1100ZXI	24 x 34 x 20	01317

Polaris	Size	Part No.
650/750/780	24 x 32 x 16	01329

HOT ROD THRUST WASHERS

Determine part number by size.

ID Size	Thickness	Part No.
25mm X	1mm	W111
26mm X	1mm	W113
28mm X	1mm	W116
32mm X	1mm	W118



THRUST WASHERS

Determine part number by size.

ID Size	Thickness	Part No.
24mm X	1mm (coated)	TW4942
25mm X	1mm	TW4968




PRO-X SEA-DOO PERFORMANCE STEEL VALVES

Pro-X has developed these valves for the Sea-Doo GTX-4TEC '03-08 and RXP/RXT '04-08.

ID Size	Thickness	Part No.
Pro-X Sea-Doo Exhaust Valves		28.5594-1
Pro-X Sea-Doo Intake Valves		28.5594-2

*Pro-X Sea-Doo Performance Valves are sold piece.



PRO-X CAM CHAINS

Manufactured by Borg Warner in Japan to OEM specifications. Strong M-type chain with heat treated pins for maximum performance and durability.

Description	Part No.
Yamaha FX140 (02-08)	31.1997
Yamaha VX1100 (07-08)	31.1997
Kawasaki STX-12F (03-07)	31.4903
Kawasaki STX-15F (04-08)	31.4903
Kawasaki Ultra 250X (07-08)	31.4907
Kawasaki Ultra 260X (09-10)	31.4907



PRO-X VALVE SHIM KIT

Easy and economical replacement shims. Precision machined to match the exact size. Specific heat-treatment ensuring hardness to offer maximum durability and less wear.

Description	Part No.
Pro-X Valve Shim Kit	29.VSA948

*This Pro-X Valve Shim Kit is for Kawasaki:
STX-12F (03-04), STX-15F (04-09),
Ultra LX (07-09), Ultra 250X (07-08),
Ultra 260X (09-10)

FOUR STROKE
INTAKE SYSTEMS
ENGINE/GASKETS
EXHAUST
DRIVE LINE HANDLING
ELECTRICAL
WATERLINE /BILGE
STEERING & CONTROLS
BODY
ACCESSORIES
SERVICE TOOLS /HARDWARE
CHEMICAL

HOT PRODUCTS CONNECTING RODS

Heavy duty replacement rods are used in many racing applications because of proven reliability. Kits are complete with top and bottom roller bearings, pin and shims. Made in Japan.



Sea-Doo	Part No.
580	50-3520
720 (PTO)	50-3522
720 (MAG)	50-3523
785	50-3524
951	50-3525

Yamaha	Part No.
500	50-3480
650/701/760/1100/1200 (97-98)	50-3490
GP800R/XL800/GP1200R/XL1200*	50-3495

*Crank pins are not included in kit 50-3495

Kawasaki	Part No.
450/550 All	50-3120
650 All	50-3270
750ZXI/SXI/STS/STX/SS/XI 1996-02	50-3281
800 SX-R	50-3281
1100 ZXI/STX 1995-98	50-3282

PERSONAL WATERCRAFT CONNECTING ROD DIMENSIONS

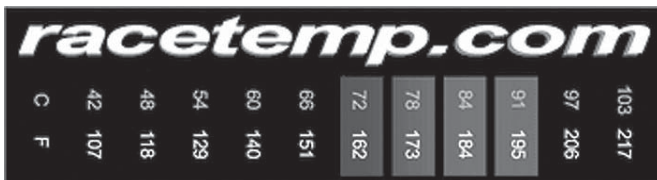
Watercraft Model	CENTER TO CENTER MM	SMALL END BORE MM	BIG END BORE MM	SMALL END WIDTH MM	BIG END WIDTH MM	PIN DIAMETER MM	PIN LENGTH MM	SMALL END BEARING MM	BIG END BEARING MM	WASHER THICKNESS MM
KAWASAKI										
JS 440/550	110	20	30.6	18	15	24.6	49	16X20X23	24.6X30.6X15	1
JS/JF 650	133	22	32	22	20	24	59	18X22X24	24X32X20	1
JS 750 (93-96) 20mm wrist pin	133	25	34	22	20	26	59	20X25X25	26X34X20	1
JS 750 (95-00) 22mm wrist pin	133	27	36	22	20	28	58	22X27X25	28X36X20	1
JS 900 ZXI	133	25	34	22	20	26	59	20X25X25	26X34X20	1
JS 1100 ZXI, SXI (95-00)	135	27	34	22	20	26	59	22X27X25	26X34X20	1
Ultra 150	140	29	40	22	20	32	62	24X29x25	32x40x20	1
POLARIS										
650/750/780 SL MAG/center	120	23	32.3	16	16	24.3	51	18X23X22	24.3X32.3X16	1
650/750/780 SL PTO	120	23	32.3	16	16	24.3	54	18X23X22	24.3X32.3X16	1
700/900/1050	136	25	35	16	16	28	60	20X25X22	28X35X16	1
Sea-Doo										
580 thru (96)	125	22	31	17	17	24	52	18X22X22	24X31X17	1
650 thru (97)	125	25	31	17	17	24	52	20X25X22	24X31X17	1
720 XP, HX MAG (95-00)	125	24	33	18	18	26	53	20X24X22	26X33X18	1
720 XP, HX PTO (95-00)	125	24	33	18	18	26	55	20X24X24	26X33X18	1
785 XP RAVE (all)	140	24	35	18	18	28	55	20X24X23	28X35X18	1
951 RAVE (98-00)	140	25	36	20	20	28	57	21X25X24	28X36X20	1
YAMAHA										
650/901/760/1100 (all)	125	25	32	20	20	25	60	20X25X24	25X32X20	1
GP800, GP1200R	135	27	34	21	21	27	69	22x27x23	29x34x21	1.5

NEW



RACETEMP® SAVING MOTORS EVERYWHERE!

Detect overheating and monitor engine components with the Racetemps® temperature monitoring device. Racetemps® is a small visible strip that enables machine operators to quickly and accurately determine the temperature of vital components such as: radiator, cylinder, rear shock body, clutch housings and more. This product aids in vehicle maintenance, monitoring and troubleshooting.



Temperature ranges of 107-217 & 138-248 degrees fahrenheit

Accurate within 1-2 degrees
Reversible thermometer with long lasting adhesive
Aids in maintenance and diagnosis

Know it before you blow it!

Description	Temp Range	Part No.
Race Engine Thermometer Pack of three + decal	138-248 degrees	RT138-248
Race Engine Thermometer Pack of Three and Decal	107-217 degrees	RT107-217

HOT RODS CONNECTING RODS



Hot Rods are double forged to improve grain flow and maintain dimensional consistency.



Sea-Doo	Part No.
580 1990-96	HR8166
650 1997	HR8117
720 1995-02 MAG	HR8116
720 1995-02 PTO	HR8168
785	HR8123
951 1998-05	HR8601
951 Direct Injection	HR8628

Polaris	Part No.
700/900/1050	HR8122

Yamaha	Part No.
650/701/760/1100/1200 (97-98)	HR8169
GP800/GP1200R	HR8606

Kawasaki	Part No.
650 All	HR8113
750 (92-95), 900 ZXI	HR8114
750 (96-02), 800 03-07	HR8131
1100ZXI (95-00),STX	HR8138
Ultra 150 (99-05), STX R (02-05)	HR8607



CRANK SHAFT REPLACEMENT BEARINGS




Sea-Doo	FRONT MAG. #1	FRONT MAG. #2	INNER #1	INNER #2	REAR PTO#1	REAR PTO#2
580 87-94	6206NR	6206NR	6305NR	6206NR	6207NC4	6207NC4
580 95-96	6206NC4	6206NC4	6305NR	6206NR	6207NC4	6207NC4
650 93	6206NR	6206NR	6206NC4	6206NC4	6207NC4	6207NC4
650 94-96	6206NC4	6206NC4	6206NC4	6206NC4	6207NC4	6207NC4
720 all	6206NC4	6206NC4	6206NC4	6206NC4	6207NC4	6207NC4
800 all	6207NC4	6207NC4	6207NC4	6207NC4	6306NR	6207NC4
951 all	6208NC4	6208NC4	6306NC4 (NOT AVAILABLE)	6208NC4	6208NC4	6208NC4

Yamaha						
650/701/760	010-204		6207YR	6207YR	6307NR	
1100/1200	010-204	6207YR	6207YR	6207YR	6207YR	83B727

Kawasaki						
440/550	6206NR		6305N	6305N	6206N	
650/750	6306C3		6306C3	6306NR	6306C3	
900/1100/Ultra	5207-1LT		6207NLT	83A844A (3)	83A948	

Polaris						
650/701/780	6207NC4	6207NC4	6207NC4(2)	6307NR		
700/900/1050	6207NC4	6207NC4	6207NC4	6207NC4	6207NC4	6207NC4



CRANKSHAFT PARTS FOR SEA-DOO


Descriptions	Models	OEM No.	Part No.
A. Distance Ring	720 Mag side – 1.5mm thick	290-827-447	010-474
B. Distance Ring	580/650 Mag side – 2mm thick	290-827-440	010-472
C. Distance Ring	580/650/720 Pto side		
	800 Mat & Pto – 2mm thick	290-827-760	010-473
D. Flat Bearing Washer	580/650 (Small)	420-827-715	010-475
E. Retainer Shim	720 (Small)	420-827-050	010-476
F. Retainer Shim	720 (Medium)	420-827-050	010-477
G. PTO Seal Retaining Ring	580/650/720/800 (Large)	420-827-715	010-479
H. Thrust Washer	951		010-470
I. Crank Center Gear	580		010-471-01
J. Crank Center Gear	650/720/800		010-471
K. Flywheel Nut	All Models	420-842-230	010-480

FOUR STROKE
INTAKE SYSTEMS
ENGINE/GASKETS
EXHAUST
DRIVE LINE HANDLING
ELECTRICAL
WATERLINE /BILGE
STEERING & CONTROLS
BODY
ACCESSORIES SERVICE TOOLS
/HARDWARE
CHEMICAL



HOT RODS NEW COMPLETE CRANKSHAFT ASSEMBLIES

All new assembly. Crankshafts are sold complete with Hot Rods Connecting rods, main bearings and inner crankshaft webs. Trued to within .001. Crankshafts are completely rebuildable.



Sea-Doo	Crank Assy.
580 All	HR4008
720 All	HR4009
785 (1996-04) (will not fit fuel injection models)	HR4010
951 All Carburetor Models	HR4051
951 All Injection Models	HR4052

Yamaha	
650/701/760 All	HR4003
800 GPR	HR4072
1100 Triple (63M)	HR4104
1200 Triple (65U) (No mag end bearing)	HR4004
1200 Triple (66V), 1300 Triple (60T)	HR4069

Kawasaki	
750 96-02, 800 SX-R (03-12)	HR4061
900STX (97-06)	HR4088
1100ZXI (96-03)	HR4087



WSM NEW COMPLETE CRANKSHAFT ASSEMBLIES

Yamaha	Part No.
650/701/760 All	010-1025WSM



CRANKSHAFT WEBS

OEM Kawasaki 650/750 and Yamaha cranks are non-rebuildable. In order to rebuild these crankshafts the crankshaft webs must be replaced.

Yamaha	Part No.
650/701/760/1100/1200	HR201

Kawasaki	Part No.
750 93-94 (26mm Crank Pin)	HR202
650	HR203
750ZXI/SXI (28mm Crank Pin)	HR205

*Web Kit contains 2 webs without crank pin.



CRANKSHAFT OIL SEAL KIT

Hot Products has researched and tested these crank case seal kits to ensure the highest of quality and durable seals on the market. These seals are a direct replacements for the OEM seals. Why risk an engine failure or a short seal life with low cost seals when Hot Products has these seals in stock and ready for installation in your customers engine.

Sea-Doo	Manufacturer	Part No.
580	Pro-X	42.5506
650/720	Pro-X	42.5507
785	Pro-X	42.5510
951 Outer Seals Only	Pro-X	42.5515

Yamaha	Manufacturer	Part No.
500 87-90	Hot Products	51-0048
650/701/760/1100/1200	Pro-X	42.2510
800	Pro-X	42.2518
GP1200R	Pro-X	42.2520

Kawasaki	Manufacturer	Part No.
440 73-80 (Full Circle)	Hot Products	51-0014
440 81-91/550JS/550SX	WSM	009-900
650/750/800	Pro-X	42.4505
900/1100	Pro-X	42.4519

HOT PRODUCTS GASKET SETS

Hot Products gasket sets consist of superior quality gaskets for engine rebuilders and the hi-performance personal watercraft market.

Hot Products offers top end and complete gaskets sets.
Made in the USA.



Sea-Doo	Top	Complete
580 -91 Yellow Eng.SP/XP/GT	6400	6425
580 92+ White Eng.SP/SPI/XP/GTS	6440	6465
650 GTX/XP/XPI/SPX	6480	6500
720 SPX/GTI/HX	6600	6610
785 XP/GSX/GTX	6620	6640
800 DI	6855	6860
951 97 GSX LTD White Eng.	6825	6830
951 98 XP LTD, GSX LTD Silver Eng	6840	6842
951 DI.	6875	6880
4-Tec Gasket Technology	—	6990K
4-Tec WSM	—	007-626

Polaris	Top	Complete
650	4200	4210
750	4220	4230
700 Hurricane, Virage, Freedom	4375	4378
Octane 777	—	4860
780	4235	4240
785/Pro	4250	4260
900	4380	4383
1050	4385	4390
1200 Genesis	4394	4395

Yamaha	Top	Complete
WJ/WR500	—	51-4803
SJ/WRIII/VXR650 (90-93)	2600	2650
LX650 (90-93)	—	51-5703
701SJ-95, BLST-95, 701W/Raider 96+	2700	2750
701SJ 96+, BLST 96+	2550	2555
701W/RDR 94-95/Venture 95+	2950	2980
760W/RDR 96+/BLST II 96+/XL760	2990	2992
800 GP 98+	3520	3530
1100Raider/Venture	4520	4530
1200 GP, XL1200	4680	4685
GP1200R, XL1200LTD	3730	3740
GP1300R	3800	3810
FX140 (02-06)	—	007-670
FX140 HO (High Output) (04-08)	—	007-671
VX110 (05-08)	—	007-672

Kawasaki	Top	Complete
440 77-80	—	5350
440 81-92	—	51-1503
550 82-85	5550	5560
550 86-90	5570	5580
550SX 91-95	—	51-2403
650 All	—	5940
650 X2, TS	—	5960
750 All/800SXR	7200	—
750 SX/SXI/SXI Pro	7200	7210
750 SS/XI	7200	7220
750 SS 92-93	7200	7240
750 XIR	7200	7230
750 95 STS	7200	7225
750 ZXI 95+	7200	7245
800 SXR 03-12	7300	7310
900 ZXI 95+	7500	7520
1100 ZXI 96-98	7670	7680
Ultra 150 99+	7830	7835
1200 STX-F (12F) 03-07	—	007-645-05
1500 STX-F (15F) 04-08	—	007-645-05

Tiger Shark	Top	Complete
639	3100	3110
644	3100	3120

**** Hot Products Complete Gasket Sets do not include bottom end engine seals.**

INDIVIDUAL GASKETS FOR SEA-DOO

580 PRE '92 SP/XP/GT (Yellow Engine)

YELLOW ENGINE	OEM No.	Part No.
Top Kit	Yellow Engine	6400
Complete Kit	Yellow Engine	6425
Head Cover O-Ring	290-950-050	6200*
Spark Plug O-Ring (2 required)	290-430-782	6220*
Cylinder O-Ring (2 required)	290-850-540	6170*
Water Jacket O-Ring (2 required)	290-850-040	6230*
Base Gasket	290-931-160	6000*
Carb Gasket 38mm (2 required)	290-842-040	6100*
Exhaust Gasket (2 required)	290-850-630	6050*
Headpipe Gasket	290-950-250	6140*
Starter Gasket	290-950-905	6120
Water Dist	290-831-612	6110
Water Mani O-Ring (2 required)	290-430-460	6240*
Flywheel Housing	290-850-600	6125
Rotary Valve Shaft O-Ring	290-831-500	6260
Rotary Valve Cover O-Ring	290-831-360	6250
Manifold O-Ring (2 carb)	290-831-705	6270
Manifold O-Ring (1 carb)	290-850-160	6275
Flywheel Cover O-Ring	290-950-130	6280

580 '92+ SP/SPI/XP/GTS (WHITE ENGINE)

WHITE ENGINE	OEM No.	Part No.
Top Kit	White Engine	6440
Complete Kit	White Engine	6465
Head Cover O-Ring	290-950-360	6205*
Spark Plug O-Ring (2 required)	290-430-782	6220*
Cylinder O-Ring (2 required)	293-300-026	6170*
Water Jacket O-Ring (2 required)	290-850-040	6230*
Base Gasket	290-931-161	6020.3*
Carb Gasket 38mm (2 required)	290-850-373	6100*
Carb Gasket 39mm (2 required)	270-000-114	6105*
Exhaust Gasket (2 required)	290-850-635	6060*
Headpipe Gasket	290-950-251	6150*
Starter O-Ring	278-000-694	6152
Flywheel Housing	290-850-605	6130
Rotary Valve Shaft O-Ring	293-300-023	6250
Rotary Valve Cover O-Ring	293-300-024	6260
Manifold O-Ring (2 carb)	290-831-705	6270
Flywheel Cover O-Ring	290-831-555	6278

* Denotes when the gasket is included in the Top End Gasket Set.

FOUR STROKE
INTAKE SYSTEMS
ENGINE/GASKETS
EXHAUST
DRIVE LINE HANDLING
ELECTRICAL
WATERLINE /BILGE
STEERING & CONTROLS
BODY
ACCESSORIES SERVICE TOOLS
HARDWARE
CHEMICAL

INDIVIDUAL GASKETS FOR SEA-DOO

951 97+ GSX LTD, XP LTD

FOUR STROKE
INTAKE SYSTEMS
ENGINE/GASKETS
EXHAUST
DRIVE LINE HANDLING
ELECTRICAL
WATERLINE /BILGE
STEERING & CONTROLS
BODY
SERVICE TOOLS ACCESSORIES /HARDWARE
CHEMICAL

650 GTX/XP/XPI/SPX

	OEM No.	Part No.
Top Kit		6480
Complete Kit		6500
Head Cover O-Ring	290-950-320	6210*
Spark Plug O-Ring (2 required)	290-430-782	6220*
Cylinder O-Ring (2 required)	290-931-220	6180*
Water Jacket O-Ring (2 required)	290-850-045	6235*
Base Gasket (.012/0.3mm)	290-931-161	6020.3
Base Gasket (.017/0.4mm)	290-931-162	6020.4
Base Gasket (.020/0.5mm)	290-931-163	6020.5*
Base Gasket (.024/0.6mm)	290-931-164	6020.6
Base Gasket (.030/0.8mm)	290-931-165	6020.8
Carb Gasket 38mm (2 required)	290-850-373	6100*
Exhaust Gasket (2 required)	290-850-637	6080*
Headpipe Gasket	290-950-251	6150*
Starter O-Ring	278-000-694	6152
Flywheel Housing	290-850-605	6130
Rotary Valve Cover O-Ring	293-300-023	6250
Rotary Valve O-Ring	293-300-024	6260
Manifold O-Ring (2 carb)	290-831-705	6270
Flywheel Cover O-ring	290-831-555	6278

720 SPX/GTI/HX/GTS/GS

	OEM No.	Part No.
Top Kit		6600
Complete Kit		6610
Head Cover O-Ring	290-950-360	6205*
Spark Plug O-Ring (2 required)	290-430-782	6220*
Cylinder O-Ring (2 required)	290-931-410	6185*
Water Jacket O-Ring (2 required)	290-850-045	6235*
Base Gasket (.012/0.3mm)	290-931-400	6025.3
Base Gasket (.017/0.4mm)	290-931-401	6025.4
Base Gasket (.020/0.5mm)	290-931-402	6025.5*
Base Gasket (.024/0.6mm)	290-931-403	6025.6
Base Gasket (.030/0.8mm)	290-931-404	6025.8
Carb Gasket 41mm (2 required)	293-250-042	6107*
Exhaust Gasket (2 required)	290-850-637	6080*
Headpipe Gasket	290-950-251	6150*
Starter O-Ring	278-000-694	6152
Flywheel Housing	290-850-605	6130
Rotary Valve Cover O-Ring	293-300-023	6250
Rotary Valve Shaft O-Ring	293-300-024	6260
Flywheel Cover O-ring	290-831-555	6278

785 XP/GSX/GTX/SPX

	OEM No.	Part No.
Top Kit		6620
Complete Kit		6640
Head Cover O-Ring	290-831-550	6612*
Spark Plug O-Ring (2 required)	290-430-782	6220*
Cylinder O-Ring (2 required)	290-931-410	6185*
Water Jacket O-Ring (2 required)	290-931-420	6614*
Base Gasket (.012/0.3mm)	290-931-720	6035.3
Base Gasket (.017/0.4mm)	290-931-721	6035.4
Base Gasket (.020/0.5mm)	270-931-722	6035.5*
Base Gasket (.024/0.6mm)	290-931-723	6035.6
Base Gasket (.030/0.8mm)	290-931-724	6035.8
Carb Gasket 41mm (2 required)	293-250-042	6107*
Power Valve Gasket (2 required)	290-931-540	6618
Power Valve O-Ring (2 required)	290-430-110	6622
Exhaust Gasket	290-931-480	6082*
Head Pipe Gasket	290-931-500	6155*
Balance Shaft O-Ring	290-230-300	6624
Manifold O-Ring	290-831-765	6628
Rotary Valve Shaft O-Ring	293-300-024	6260
Starter O-Ring	278-000-694	6152
Flywheel Housing Gasket	290-931-470	6045
Flywheel Cover O-ring	290-950-360	6632
Oil Pump O-Ring	293-300-018	6255
PTO O-Ring	290430-782	6220

	OEM No.	Part No.
Top Kit 951 '97	White Engine	6825
Complete Kit 951 '97	White Engine	6830
Top Kit 951 '98	Silver Engine	6840
Complete Kit 951 '98	Silver Engine	6842
Head Gasket	290-931-700	6700*
Head Gasket (91.25)		6700BB
Base Gasket '97	290-931-680	6730.3*
Base Gasket '97	290-931-681	6730.4*
Base Gasket '97	290-931-682	6730.6*
Base Gasket '98	290-931-685.5	6732.5*
Base Gasket '98	290-931-686.6	6732.6*
Base Gasket '98	290-931-687.8	6732.8*
Carb Gasket 48mm (2 required)	270-500-384	6740*
Power Valve O-Ring (2 required)	290-430-110	6622*
Power Valve Housing O-Ring	290-931-670	6750*
Exhaust Gasket (2 required)	293-250-081	6760*
Headpipe Gasket 97	290-931-487	6770*
Headpipe Gasket 98	429-931-488	6775*
Stud O-Ring	290-850-460	6780
Balance Shaft O-Ring	290-230-300	6624
Starter O-Ring	278-001-159	6790
Flywheel Housing	290-931-690	6795
Oil Pump O-Ring	293-300-018	6255

SEA-DOO 800 DI

	OEM No.	Part No.
800 DI Top Kit		6855
800 DI Complete Kit	ALL	6860
Head Cover O-Ring	420-831-550	6612*
Spark Plug O-Ring (2 Req'd)	420-430-782	6220*
Cylinder O-Ring (2 Req'd)	420-931-410	6185*
Water Jacket O-Ring (2 Req'd)	420-931-420	6614*
Base (3 Hole 0.12)	420-931-728	6035.3
Base (4 Hole 0.16)	420-931-728	6035.4*
Base (6 Hole 0.24)	420-931-728	6035.6
Power Valve O-Ring (2 Req'd)	290-931-765	6622
Power Valve Housing O-Ring	290-931-670	6750
Exhaust	290-931-481	6082*
Headpipe	420-931-503	6155*
Balance Shaft O-Ring	290-230-300	6624
Manifold O-Ring	290-831-767	6628
Rotary Valve Shaft O-Ring	293-300-024	6260
Starter O-Ring	278-000-694	6152
Flywheel Housing Gasket	290-931-470	6045
Flywheel Cover O-Ring	290-950-360	6632
Oil Pump O-Ring	293-300-018	6255
Case Plug O-Ring	290-250-890	6650
Intake Manifold O-Ring	420-850-520	6655
Rectifier Cover O-Ring	420-850-390	6784
Bearing Cover O-Ring	420-230-300	6624
Sump Cover O-Ring	420-950-360	6205

SEA-DOO 951 DI

	OEM No.	Part No.
950 DI Top Kit	2000+	6875
950 DI Complete Kit	2000+	6880
Head	420-931-706	6705*
Base (3 Hole 0.12)	420-931-905.3	6734.3*
Base (4 Hole 0.16)	420-931-905.4	6734.4*
Base (6 Hole 0.24)	420-931-9053.6	6734.6*
Reed (Not Req'd w/Stock Reeds)		6745
Power Valve O-Ring (2 Req'd)	290-850-460	6622*
Power Valve Housing O-Ring	290-931-670	6750*
Exhaust (2 Req'd)	293-250-081	6760*
Headpipe	420-931-990	6870*
Balance Shaft O-Ring	290-230-300	6624
Starter O-Ring	278-001-159	6790
Flywheel Cover	290-931-690	6795
Oil Pump O-Ring	293-300-018	6255
Engine Bottom Cover O-Ring	420-931-880	6782
Rectifier Cover O-Ring	420-850-390	6784
Compressor	420-230-300	6624
Compressor Gasket	420-931-870	6850
O-Ring	293-300-054	6862
O-Ring	293-300-076	6865
O-Ring	293-300-070	6868



INDIVIDUAL GASKETS FOR YAMAHA

WAVE JAMMER, WAVE RUNNER 500

	OEM No.	Part No.
Complete Kit		51-4803
Head	6K8-1181	2000
Carb	6K8-13556	2010
Thermostat Cover	655-12414	2020
Reed	6K8-13621	2030
Oil Seal Housing	6K8-15369	2040
Flywheel Cover	6K8-81365	2050
Flame Arrestor	6K8-13674	2060
Exhaust Cover #1	6K8-41124	2070
Exhaust Cover #2	6K8-41122	2080
Exhaust Cover Inner	6K8-41112	2090
Exhaust Cover Outer	6K8-41114	2100
Muffler Damper #1	6K8-14739	2110
Muffler Damper #2	6K8-14749	2120
Silencer	6K8-14755	2130
Upper Case	6K8-45113	2140

650 SUPERJET 90-93, WRIII 90-93

	OEM No.	Part No.
Top Kit		2600
Complete Kit		2650
Head 77mm .050	6R7-11181	2205*
Base	6M6-11351	2220*
Carb (2 required)	6M6-13556	2230*
Top Manifold	6M6-13563	2240*
Lower Manifold	6M6-13566	2260*
Reed (2 required)	6M6-13621	2280*
Exhaust	6M6-14613	2310*
Oil Pump	6R8-13116	2340
Air Cleaner (2 required)	6M6-13674	2350
Flywheel Cover	6M6-81365	2360
Head Pipe	6R7-14755	2370
Outer Cover	6R7-41114	2380
Damper	6R7-14749	2390
Exhaust Pipe (2 required)	6M6-14739	2400
Head Cover	6M6-11193	2410

701 SUPERJET 94-95, BLASTER 93-95 WAVE RAIDER 96, WRIII 94-95

	OEM No.	Part No.
Top Kit		2700
Complete Kit		2750
Head 82mm .050	61X-11181A	2215*
Base	6M6-11351	2220*
Carb (2 required)	6M6-13556	2230*
Top Manifold	61X-13563	2250*
Lower Manifold	61X-13566	2270*
Reed (2 required)	61X-13621	2290*
Exhaust Green	61X-14613	2330*
Oil Pump	6R8-13116	2340
Flame Arrestor (2 required)	6M6-13674	2350
Flywheel Cover	6M6-81365	2360
Silencer (aka Head Pipe)	6R7-14755	2370
Outer Cover	6R7-41114	2380
Damper	6R7-14749	2390
Exhaust Pipe	6M6-14739	2400
Head Cover	6M6-11193	2410

* Denotes when the gasket is included in the Top End Gasket Set.

701 SUPERJET 96-12 WAVE BLASTER 96

	OEM No.	Part No.
Top Kit		2550
Complete Kit		2555
Head 82mm	62T-11181	2215*
Base	6M611351	2220*
Reed (2 required)	62T-13566	2830*
Carb Manifold	62T13556	2820*
Carb Base (2 required)	-	5460
Exhaust Green	61X-14613	2330*
Oil Pump	6R8-13116	2340
Arrestor (2 required)	62T-13674	2825
Flywheel Cover	6M6-81365	2360
Head Pipe	6R7-17455	2370
Outer Cover	6R741114	2380
Damper	6R7-14749	2390
Exhaust Pipe	6M6-14739	2400

701 WAVE RAIDER 94-95, WAVE VENTURE 95+

	OEM No.	Part No.
Top Kit		2950
Complete Kit		2980
Head Green	62T-11181	2810*
Base	6M6-11351	2220*
Carb Base	62T-14398	5030*
Carb Manifold	62T-13556	2820*
Air Cover	62T-13674	2825
Flywheel Cover	6M6-81365	2360
Reed (2 required)	62T-13566	2830*
Exhaust Green	62T-14613	2850*
Muffler Damper 1	62T-14739	2860
Head Pipe	62T-14749	2870
Exhaust Outer Cover #1	62T-41114	2880
Exhaust Inner Cover	62T-41122	2890
Exhaust Outer Cover #2	62T-41124	2900
Oil Pump	6R8-13116	2340
Ignition Box Cover	6M6-81921	2116A

760 WAVE RAIDER 96+, BLASTER II 96+, XL760W

	OEM No.	Part No.
Top Kit		2990
Complete Kit		2992
Head .025 Stainless	64X-11181	3200*
Head .050 86mm	Ultimate	3210
Base	6M6-11351-A2	3205*
Carb Base (2 required)	62T-14398	5460*
Carb Manifold	64X-13556	3220*
Arrestor (2 required)	64X-13674	3230*
Reed (2 required)	62T-13566	2830*
Exhaust Green	62T-14613	2850*
Flywheel Cover	6M6-81365	2360
Head Pipe	64X-14749	2870
Exhaust Outer Cover #1	62T-41114	2880
Exhaust Inner Cover	62T-41122	3240
Outer Cover Exhaust	62T-41124	3250
Oil Pump	6R8-13116	2340

GP800 98+

	OEM No.	Part No.
Top Kit		3520
Complete Kit		3530
Head .025 Stainless		3400*
Head .050 82mm	Ultimate	3410
Base (2 required)		3420*
Carb Base		5460
Carb Manifold		3430*
Exhaust Green		3450*
Head Pipe		3460
Power Valve (2 required)		3470
Exhaust Section		3480
Oil Pump		2340

FOUR
STROKE

INTAKE
SYSTEMS

ENGINE/
GASKETS

EXHAUST

DRIVE LINE
HANDLING

ELECTRICAL

WATERLINE
/BLIGE

STEERING
& CONTROLS

BODY

ACCESSORIES

SERVICE TOOLS
/HARDWARE

CHEMICAL

INDIVIDUAL GASKETS FOR YAMAHA

1100 WAVE VENTURE / WAVE RAIDER

	OEM No.	Part No.
Top Kit		4520
Complete Kit		4530
Head .050 82mm	63M-11181	4400*
Base	63M-11351	4415*
Carb Base	63M-14398	5030
Carb Manifold	63M-13556	4420*
Reed (2 required)	63M-13566	4430*
Exhaust	63M-14613	4450*
Muffler Damper 1	63M-14739	4455
Muffler Damper 2	63M-14749	4460
Exhaust Outer Cover (2 required)	63M-41114	4470
Exhaust Inner Cover	63M-41122	4480
Head Cover	63M-11193	4500
Flywheel Cover	63M-81365	4505
Oil Pump	63M-13116	4510

YAMAHA GP 1200, XL 1200 98+

	OEM No.	Part No.
Top Kit		4680
Complete Kit		4685
Head .025 86mm	65U-11181	4600*
Head .050 86mm Green	Ultimate	4610
Base	65U-11351	4615*
Carb Base XL 1200 W	65U-13556	5460
Carb Manifold	64X-14162	4620*
Spark Arrester	-	4630
Reed (2 required)	65U-13566	4430*
Exhaust	65U-14613	4650*
Muffler Damper 1	63M-14739	4455
Head Pipe	63M-14749	4460
Exhaust Outer Cover (2 required)	63M-41114	4470
Exhaust Inner Cover	63M-41122	4480
Head Cover	63M-11193	4500
Flywheel Cover	63M-81365	4505
Oil Pump	63M-13116	4510

YAMAHA GP 1200R, XL 1200LTD

	OEM No.	Part No.
Top Kit		3730
Complete Kit		3740
Head .025 Stainless Steel	66V-11181	3600*
Base (3 Required)	66E-11351	3420*
Carb Base (3 Required)	66E-14398	3425*
Carb Manifold	66V-13558	3620*
Reed	-	3435
Reed Center	-	3440
Power Valve (3 Required)	66E-1131B-0	3470
Exhaust Green	66V-14613	3650
Head Pipe	66V-14739	3660
Chamber	66V-14749	3670
Outer Cover #1	66V-41114	3680
Outer Cover #2	66V-41124	3690
Tail Cone	66V-14623	3700
Starter O-Ring	1FK-81847	3490
Oil Pump	63M-13116	2340
Head Cover	66V-11193	3610

* Denotes when the gasket is included in the Top End Gasket Set.

YAMAHA 1300 GPR

	OEM No.	Part No.
1300 Top Kit		3800
1300 Complete Kit		3810
Head .025 Stainless Steel	66V-11181	3605*
Base (3 Req'd)	66E-11351	3420*
Manifold		3620*
Reed	NOE	3435
Reed Center	NOE	3440
Power Valve (3 Req'd)	66E-1131B-01	3470
Exhaust	66V-14613	3650
Head Pipe	66V-14739	3660
Chamber	66V-14749	3670
Outer Cover #1	66V-41114	3680
Outer Cover #2	66V-41124	3690
Tail Cone	66V-14623	3700
Starter O-Ring	1FK-81847	3490
Oil Pump	63M-13116	2340



INDIVIDUAL GASKETS FOR KAWASAKI

440 ALL

	OEM No.	Part No.
Complete Kit 77-80		51-1203
Complete Kit 81-92		51-1503
Head	11004-3707	5200
Base	11009-505	5240
Intake	11009-3785	5250
Carb Base 38mm	11009-3786	5030
Housing Pre 82	92065-515	5270
Exhaust	11009-3779	5280
Headpipe Green	11060-3710	5290
Arrester 38mm	11060-3702	5080

550 1982-85, 1986-90

	OEM No.	Part No.
Top Kit 1982-85		5550
Complete Kit 1982-85		5560
Top Kit 1986-90		5570
Complete Kit 1986-90		5580
Head All	11004-3709	5400*
Base	11009-3782	5430*
Intake (2 required)	11009-3785	5250*
Carb Base 38mm Pre 86	11009-3786	5030*
Carb Base 44mm 86-90	11060-3743	5460*
Exhaust	11009-3779	5280*
Headpipe Pre-86	11009-3051	5480
Conn Pipe Lower Pre 86	11060-3730	5490
Headpipe	11060-3726	5500
Conn Pipe 86-90	11060-3727	5510
Chamber 86-90	11060-3278	5520
Arrester 38mm Pre 86	11060-3702	5080
Arrester 44mm 86-90	11060-3744	5540



INDIVIDUAL GASKETS FOR KAWASAKI

550sx 1991-95

	OEM No.	Part No.
Complete Kit		51-2403
Head .010 Stainless	11004-3706	51-2409
Head .047 Green		5610
Base .010 Stainless	11009-3780	5630
Base .020 Fiber		5635
Reed	11009-3787	5640
Intake	11009-3788	5650
Keihin 38mm	11060-3716	5660
Exhaust	11009-3779	5280
Headpipe	11060-3726	5500
Conn Pipe	11060-3727	5510
Chamber	11009-2446	5520

KAWASAKI 650, X2/TS/SC

	OEM No.	Part No.
650 Complete		5940
650 X2, TS Complete		5960
Head .010 Stainless	11004-3710	5800
Head .040 Green	Ultimate	5830
Base	11009-3775	5850
Reed	11009-3731	5860
Keihin 28mm Carb Base	11009-3747	5870
Keihin 38mm Carb Base	11060-3716	5660
Exhaust	11009-3722	5880
Head Pipe	11009-3752	5890
Head Pipe 46mm ID Green	11009-3752	5900
Muffler TS	11060-3718	7120
X-2 Conn Pipe	11009-3724	5910
Control Valve All	11060-3723	7150

750SX, SXI, SXI PRO

	OEM No.	Part No.
Top Kit	All 750	7200
Complete Kit	SX/SXI	7210
Head .010 Stainless	11004-3714	7005*
Base	11060-3711	7040*
Reed A SX(4pcs) SXI(2pcs)	11060-3717	7050*
Reed B SXI(2pcs)	11060-3757	7430*
40mm Carb	11060-3716	7060*
40mm Carb SXI 96+	11060-3761	7065*
Exhaust (2 required)	11060-3759	7070*
Head Pipe SX, SXI	11060-3712	7080
Upper Muffler SX, SXI	11060-3713	7090
Muffler SX, SXI	11060-3714	7140
Control Valve All	11060-3723	7150

* Denotes when the gasket is included in the Top End Gasket Set.

750 SS, XI, XIR

	OEM No.	Part No.
Top Kit	All 750	7200
Complete Kit	SS/XI	7220
Complete Kit	SS 92-93	7240
Complete Kit	XIR	7230
Head .010 Stainless	11004-3714	7005*
Base All	11060-2711	7040*
Reed (4pcs) SS92+, XI93-95, XI	11060-3717	7050*
Reed A XI 96 (2 pcs)	11060-3717	7050*
Reed B XI 96 (2 pcs)	11060-3757	7430*
40mm Carb SS, XI, XIR	11060-3716	7060*
40mm Carb XI 96	11060-3758	7060*
Exhaust All	11060-3721	7070
Head Pipe SS 92-93	11060-3720	7100
Head Pipe SS 94+, ST, XI 93+	11060-3732	7110
Head Pipe (XIR)	11009-3752	5900
Muffler XI, SS	11060-3718	7120
Control Valve All	11060-3723	7150

750 STS, ZXI

	OEM No.	Part No.
Top Kit	ALL 750	7200
750 Complete	95 STS	7225
750 Complete	ZXI 95+	7245
Head .010 Stainless	11004-3714	7005*
Base All	11060-3711	7040*
Reed A ZXI, STS (2), ST (4)	11060-3717	7050*
Reed B ZXI, STS (2)	11060-3757	7430*
40mm Carb ZXI, STS (2)	11060-3758	7060*
Exhaust STS 95-96, ZXI (2)	11060-3721	7070*
Headpipe 95 STS	11060-3732	7110
Headpipe 96 STS	11060-3771	7115
Headpipe ZXI 95-96	11060-3754	7470
Muffler 1 95 STS	11060-3718	7120
Exhaust Joint STS 96	11060-3763	7125
Muffler 1 96 STS	11060-3766	7135
Muffler 2 96 STS	11060-3770	7145
Muffler ZXI 95-96	11060-3755	7480
Control Valve All	11060-3723	7150

KAWASAKI 800 SXR

	OEM No.	Part No.
800 Top Kit		7300
800 Complete Kit		7310
Head Stainless Steel .010	11004-3720	7005*
Base SXR	11060-3711	7040*
Reed SXR (4 required)	11060-3717	7050*
Reed SXR (2 required)	11060-3757	7430*
40mm Carb SXR (2 required)	11060-3761	7067*
Exhaust SXR (2 required)	11060-3759	7075*
Headpipe SXR	11060-3712	7080
Upper Muffler SXR	11060-3713	7090
Muffler SXR	11060-3714	7140

KAWASAKI 900 ZXI 95+

	OEM No.	Part No.
Top Kit		7500
Complete Kit		7520
Head .010 Stainless	11004-3713	7400*
Head .040 Fiber		7410
Base	11060-3752	7420*
Reed Engine (3 required)	11060-3717	7050*
Reed Carb (3 required)	11060-3757	7430*
Exhaust (3 required)	11060-3756	7450*
Carb Base	11060-3753	7460
Headpipe	11060-3754	7470
Muffler	11060-3755	7480

FOUR
STROKE

INTAKE
SYSTEMS

ENGINE/
GASKETS

EXHAUST

DRIVE LINE
HANDLING

ELECTRICAL

WATERLINE
/BILGE

STEERING
& CONTROLS

BODY

ACCESSORIES
SERVICE TOOLS

HARDWARE

CHEMICAL

KAWASAKI 1100ZXI 96-98

	OEM No.	Part No.
Top Kit		7670
Complete Kit		7680
Head .010 Stainless	11004-3715	7600
Head .040 Fiber		7605
Base	11060-3760	7615
Reed Engine	11060-3717	7050
Reed Carb	11060-3757	7630
Exhaust Manifold	11060-3767	7650
Carb Base Gasket (3 required)	11060-3775	7652
Carb Base Gasket (1 required)	11060-3776	7655
Exhaust Head Pipe	11060-3768	7660
Headpipe to Muffler	11060-3769	7665

KAWASAKI ULTRA 150 99+

	OEM No.	Part No.
Top Kit		7830
Complete Kit		7835
Head Stainless Steel .010*	11004-3717	7700*
Base	11060-3783	7715*
Water Pipe	11060-3785	7720
Reed (3 Req'd)	11060-3717	7050*
Reed Carb (3 Req'd)	11060-3757	7630*
Exhaust (3 Req'd)	11060-3785	7750*
Carb (3 Req'd)	11060-3788	7760
Head Pipe	11060-3786	7770
Exhaust Body	11060-3787	7780
Flywheel Cover	11060-3803	7790

INDIVIDUAL GASKETS FOR POLARIS

700 HURRICANE, VIRAGE, FREEDOM

	OEM No.	Part No.
Top Kit		4375
Complete Kit		4378
Head O-Ring (2 required)	5410931	4300*
Cylinder O-Ring (2 required)	5410932	4305*
Spark Plug O-Ring (2 required)	5410917	4310*
Base (2 required)	5811057	4315*
Base Virage-Freedom (2 required)	5811784	4805*
Reed Engine Side	N.O.E	4317
Reed Carb Side	N.O.E	4319
Carb (2 required)	5830043	4320*
Arrestor	5830062	4325
Exhaust (2 required)	5811045	4330*
Headpipe (2 required)	5830051	4335*
Flywheel Cover	5811145	4337
Water Manifold (2 required)	5830061	4339
Oil Pump O-Ring	5411056	4340
Thermostat Housing	5410860	4353
Crank O-Ring	5410613	4356
Starter O-Ring (2 required)	3240114	4359

POLARIS 650/750

	OEM No.	Part No.
650 Top Kit		4200
650 Complete Kit		4210
750 Top Kit		4220
750 Complete Kit		4230
Head 650 .010 Stainless (3 req'd)	3240057	4000*
Head 750 .040 Stainless (3 req'd)	3240213	4010*
Head 650 .040 Fiber	Ultimate	4020
Base .020 (3 required)	3240055	4040*
Reed(6 required)	3084148	4050*
Carb (6 required)	3240128	5030*
Arrestor	5830013	4065
Exhaust (3 required)	5211489	4070*
Headpipe	5830038	4080*
Water Manifold (3 required)	3082937	4100
Thermostat Housing	5410781	4110
Oil Pump O-Ring	3083127	4112
Starter O-Ring (2 required)	3240114	4359

POLARIS 780, 785 PRO

	OEM No.	Part No.
Head 780 Stainless (3 required)	3240251	4035*
Head 785 Stainless (3 required)	3240305	4037*
Base (3 required)	3240249	4040*
Reed (3 required)	3084148	4050*
Carb (3 required)	3240128	5030*
Carb 785 (3 required)	3240358	9240*
Arrestor (3 required)	5830013	4065*
Arrestor 785 (3 required)	5830115	5540*
Exhaust	5211623	4077*
Exhaust 785	5211725	4078
Exhaust 785 O-Ring (6 required)	5411311	4079
Head Pipe	5830038	4080*
Power Valve 785 (3 required)	3240313	4085
Water Manifold	3082937	4100
Oil Pump O-Ring	3083127	4112
Thermostat Housing	5410781	4110
Starter O-Ring	3240114	4359

POLARIS 900/1050

	OEM No.	Part No.
Top Kit 900		4380
Complete Kit 900		4383
Top Kit 1050		4385
Complete Kit 1050		4390
Head O-Ring (3 required)	5410931	4300*
900 Cylinder O-Ring (3 required)	5411044	4303*
1050 Cylinder O-Ring (3 required)	5410932	4305*
Spark Plug O-Ring (3 required)	5410917	4310*
Base 900 (3 required)	5811057	4315*
Base 1050 (3 required)	5830123	4316
Reed		4318
Carb (3 required)	5830043	4320
Arrestor	5830062	4325
Exhaust (3 required)	5811045	4330*
Headpipe	5830051	4335
Flywheel Cover	5811145	4337
Water Manifold	5830061	4339
Oil Pump O-Ring	5411056	4340
Thermostat Housing	5410860	4353
Crank O-Ring	5410613	4356
Starter O-Ring	3240114	4359

INDIVIDUAL GASKETS FOR TIGER SHARK

TIGER SHARK 639, 644

	OEM No.	Part No.
Top Kit 639/644		3100
639 Complete Kit		3110
644 Complete Kit		3120
Head	3008-174	3000*
Head 639,644 77MM .040	Ultimate	3010
Base	3008-050	3030*
Reed (4 required)	3008-076	3040*
Carb Base 44mm	3008-057	5460*
Exhaust (2 required)	3008-080	3060*
Head Pipe	3008-081	3070
Connector Pipe 644 only	3008-082	3080
Air Cleaner	3008-058	3090

* Denotes when the gasket is included in the Top End Gasket Set.

INDIVIDUAL GASKETS BY SECTION



Sea-Doo Cylinder	Type	Part No.
O ring set 580 92+	O-Ring	6170
O ring set 650	O-Ring	6180
O ring set 720/785	O-Ring	6185
951 (carb) 97+	Metal 88-90mm	6700
951 (carb) 97+	Metal 91.25mm	6700BB
951 DI	Metal 88-90mm	6705
4-Tec Gasket Technology	Metal	6900
4-Tec WSM	Metal	007-399-05

Sea-Doo Head Cover	Type	Part No.
O ring 580 Yellow Engine	O-Ring	6200
O-Ring 580 White Engine/720	O-Ring	6205
O ring 650	O-Ring	6210
O ring 785	O-Ring	6612

Polaris	Thickness	Type		Part No.
650	0.040	Green	(3 Required)	4020
750	0.040	Green	(3 Required)	4030
650	0.010	Metal	(3 Required)	4000
750	0.010	Metal	(3 Required)	4010
780	0.010	Metal	(3 Required)	4035
785	0.010	Metal	(3 Required)	4037

Polaris Head O-Ring	Part No.
700 Hurricane/900/1050	4300

Polaris Cylinder O-Ring	Part No.
700 Hurricane/1050	4305
900	4303

HEAD GASKETS

Head gaskets for all applications including high performance racing applications. All gaskets meet or exceed the OEM manufacturers specifications.

Head gaskets are available in:
Metal, Copper, and "Ultimate" Green fiber.

Yamaha	Thickness	Type	Part No.
500 All	0.040	Fiber	2000
500 All	0.050	Green	2005
650 All 77mm	0.050	Green	2205
701 All 82mm	0.050	Green	2215
701 W/Raider	0.050	Green	2810
760 86mm	0.050	Green	3210
GP800	0.050	Green	3410
1100 82mm	0.050	Green	4400
1200 86mm	0.050	Green	4610
760 86mm	0.025	Metal	3200
GP800	0.050	Metal	3400
1200 86mm	0.025	Metal	4600
GP1200R,XL1200LTD	0.025	Metal	3600
FX140	—	Metal	007-593-05
FX140 HO (04-08)	—	Metal	007-593-06
VX110 (05-08)	—	Metal	007-593-03

Kawasaki	Thickness	Type	Part No.
440 77-80	0.040	Fiber	51-1206
440 81-92	0.040	Fiber	5200
550 82-90	0.040	Fiber	5400
550 91-95	0.047	Green	5610
650 84MM	0.040	Fiber	51-2707
650 All	0.040	Green	5830
750 All	0.040	Green	7020
900 ZXI	0.040	Green	7410
1100 ZXI	0.040	Green	7605
550 91-	0.010	Metal	51-2409
650 All	0.010	Metal	5800
750 All	0.010	Metal	7000
900 ZXI	0.010	Metal	7400
1100 ZXI	0.010	Metal	7600
550 91-	0.020	Copper	51-2410
800 SX-R	0.010	Metal	7005
800 SX-R	0.005	Copper	H1896005C

ThreeBond



1211 (White)



1207 B (Black)

THREE BOND SILICON GASKET

#1211 (White) Silicon Liquid Gasket

High grade silicon liquid gasket used by many OEM's in aluminum case assembly. 1211 is tack free in 90 minutes and fully cured in 24 hours.

#1207B (Black) Quick Dry Silicon Gasket

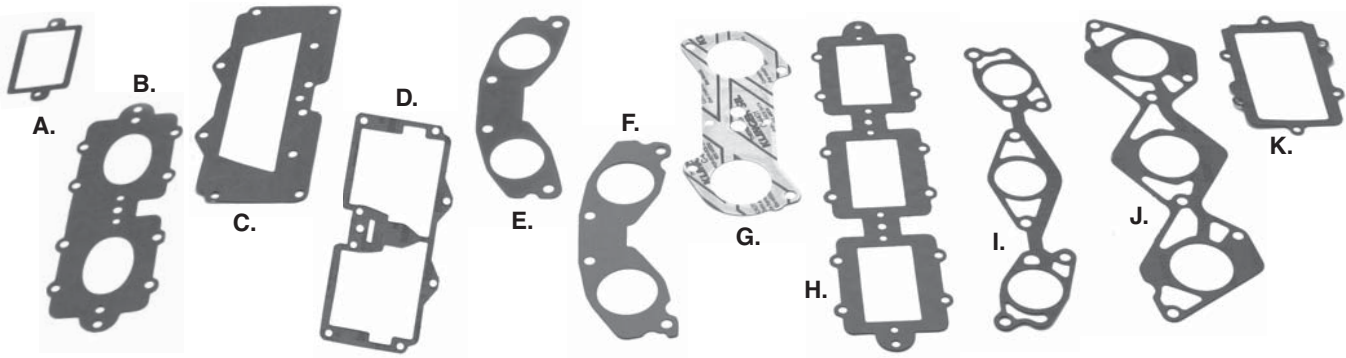
Crankcase sealer for large gaps, sheet metal, tough to seal areas, and vertical applications. 1207B is tack free in 5 minutes and fully cured in 24 hours.

Descriptions	Part No.
Silicon Liquid Gasket (White)	1211AT100
Quick Dry Silicon Liquid Gasket (Black)	1207B100G

FOUR STROKE
INTAKE SYSTEMS
ENGINE/ GASKETS
EXHAUST
DRIVE LINE HANDLING
ELECTRICAL
WATERLINE /BILGE
STEERING & CONTROLS
BODY
ACCESSORIES SERVICE TOOLS /HARDWARE
CHEMICAL

INDIVIDUAL GASKETS BY SECTION

INTAKE & REED GASKETS (Intake Manifold to Cylinder or Cases)



Yamaha	OEM#	Part No.
A. 701 Reed	61X-13621	2290
B. 760 W/Rdr Reed/701 96+	62T-13566	2830
C. 701 Top Manifold	61X-13563	2250
D. 701 Lower Manifold	61X-13566	2270
E. SJ,W/Blster 701 96+/WRdr 701	62T-13556	2820
F. 760 Carb Manifold	64X-13556	3220
G. 800 Carb Manifold	64E-13556	3430
H. 1100/1200 Reed	63M-13566	4430
I. 1100 Carb Manifold	64M-13556	4420
J. 1200 Carb Manifold	64X-14162	4620
K. GP1200R/XLL1200 Reed		3435


Yamaha	OEM#	Part No.
500 Reed	6K8-13261	2030
650 All Reed	6M6-13621	2280
650 Top Intake	6M6-13563	2240
650 Bottom Intake	6M6-13566	2260

Kawasaki	OEM#	Part No.
440/550 Intake	11009-3785	5250
550SX Intake	11009-3788	5650
550SX Reed	11009-3787	5640
650 All Reed	11060-3703	5860
750/900/1100 Engine	11060-3717	7050
750/900/1100 Reed Carb	11060-3757	7430

Polaris	OEM#	Part No.
650/750/780/785 Reed	308448	4050
900/1050/Reed		4318
700/Hurricane Reed Engine Side		4317
700/Hurricane Reed Carb Side		4319



EXHAUST HEADPIPE GASKETS



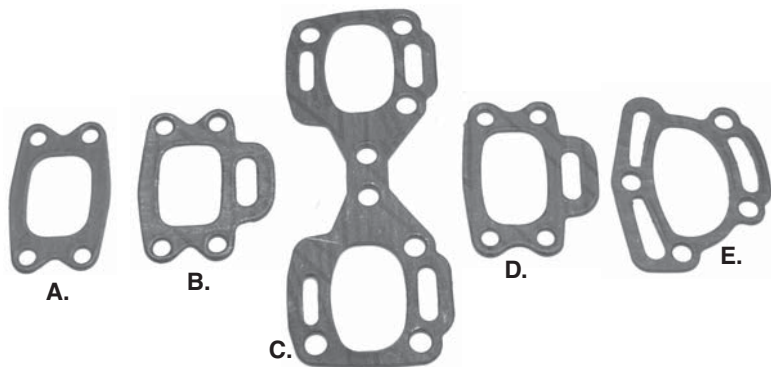
Sea-Doo	OEM#	Part No.
L. 580 -92	290-950-250	6140
M. 580 92+/650/720	290-950-251	6150
N. 785	290-931-500	6155
O. 951 97	290-931-487	6770
P. 951 98+	290-250-080	6775

Polaris	OEM#	Part No.
Q. 650/750/780/785	5830038	4080
R. 700/Hurricane/900/1050	5830051	4335

Yamaha	OEM#	Part No.
S. 650/701	6R7-14755	2370
T. 701 WRD 94-95	62T-14749	2870
T. 760	64X-14749	2870
U. 1100/1200	63M-14749	4460
V. 800	66E-14749	3460

Kawasaki	OEM#	Part No.
1X. 440/550	11009-3051	5290
2X. 650 All (46mm ID)	11009-3752	5900
3X. 750 SX/SXi/800 SXR	11060-3712	7080
4X. 750 SS 92-95	11060-3720	7100
5X. 750 Xi 93-96	11060-3732	7110
6X. 900 (Headpipe)	11060-3754	7470
7X. 1100 (Headpipe)	11060-3768	7660
8X. 900 (Muffler)	11060-3755	7480
9X. 1100 (Muffler)	11060-3769	7665

INDIVIDUAL GASKETS BY SECTION (Cylinder to Manifold)



EXHAUST MANIFOLD GASKETS

(cylinder to manifold)

Sea-Doo	OEM#	Part No.
A. 580 All -91	420-850-632	6050
B. 580 All 92+	290-850-635	6060
C. 785	290-931-480	6082
D. 650/720	290-850-637	6080
E. 951	290-250-081	6760

EXHAUST MANIFOLD GASKETS

(cylinder to manifold)

Polaris	OEM#	Part No.
F. 650/750	5211489	4070
G. 700/Hurricane/900/1050	5811045	4330
H. 780	5211623	4077
I. 785	5211725	4078

EXHAUST MANIFOLD GASKETS


(cylinder to manifold)

Yamaha	OEM#	Part No.
J. 500	6K8-45113	2140
K. 650 All	6M6-14613	2310
L. 701	61X-14613	2330
M. 701/760 W/Rdr	62T-14613	2850
N. 800	66E-14613	3450
O. 1100	63M-14613	4450
P. 1200	65W-14613	4650

EXHAUST MANIFOLD GASKETS

(cylinder to manifold)

Kawasaki	OEM#	Part No.
Q. 440/550	11009-3779	5280
R. 650 (86-90)	11060-3739	5880
S. 650/750/800 SXR	11060-3759	7075
T. 750 SS-X1	11060-3718	7120
U. 900	11060-3756	7450
V. 1100	11060-3767	7650



FOUR
STROKE

INTAKE
SYSTEMS

ENGINE/
GASKETS

EXHAUST

DRIVE LINE
HANDLING

ELECTRICAL

WATERLINE
/BILGE

STEERING
& CONTROLS

BODY

ACCESSORIES
SERVICE TOOLS

/HARDWARE

CHEMICAL

**EURO
JETRIBE
TOUR
2013**

**POLAND
ROUND 1
ELK
May 10-12**

**UK
ROUND 2
DONCASTER
July 19-21**

**PORTUGAL
ROUND 3
MIRANDELA
Aug. 16-18**



**EURO
JETSKI
CHAMPIONSHIP
TOUR**



More Information
info@ijsba.eu

WWW.IJSBA.EU

EUROTOUR 2013

1st Round: May 10-12, Elk, Poland

2nd Round: July 19-21, Mirandela, Portugal

Final Round: August 16-18, Doncaster, Great Britain



Check Youtube
2nd Round, 2012



Check Web Site

INDIVIDUAL GASKETS BY SECTION



BASE GASKETS

Sea-Doo	OEM#	Part No.
580 -91	290-850-775	6000
580 92+/650	290-931-161	6020.3
580 92+/650	290-931-162	6020.4
580 92+/650	290-931-163	6020.5
580 92+/650	290-931-164	6020.6
580 92+/650	290-931-165	6020.8
720 0.3mm	290-931-400	6025.3
720 0.4mm	290-931-401	6025.4
720 0.5mm	290-931-402	6025.5
720 0.6mm	290-931-403	6025.6
720 0.8mm	290-931-404	6025.8
785 0.3mm	290-931-720	6035.3
785 0.4mm	290-931-721	6035.4
785 0.5mm	290-931-722	6035.5
785 0.6mm	290-931-723	6035.6
785 0.8mm	290-931-724	6035.8
951 97	290-931-680	6730.3
951 97	290-931-681	6730.4
951 97	290-931-682	6730.6
951 98+	290-931-685.5	6732.5
951 98+	290-931-686.6	6732.6
951 98+	290-931-687.8	6732.8

Polaris	Part No.
650/750/780/785	4040
700/Hurricane/900/1050	4315

Yamaha	OEM#	Part No.
760	6M6-11351-A200	3205
650/701 All		2220
GP800	66E-11351-0000	3420
1100/1200	63M-11351-010	4415

Kawasaki	OEM#	Part No.
440 All		5240
550 80-90	11009-3782	5430
550 91-93	11009-3780	5635
550 91-93 Copper		51-2417
650 All	11009-3775	5850
750 All	11060-3711	7040
900	11060-3752	7420
1100	11060-3760	7615



HEAD PIPE GASKET FOR AFTERMARKET

Pipe	Part No.
Factory Pipe All (46mm ID)	5900
Factory Pipe 785 (Spec 1)	6155
Factory Pipe 785 (Spec 2)	6158
Factory Pipe Sea-Doo 650/720	9010
Factory Pipe Kaw 550 LTD	9000

Pipe	Part No.
Coffman Pipe 550 Climax	9020
Coffman 750 SX Rocket Mod	9030
Coffman 750 SS, XI, ST Rocket	7100A
Coffman 750 XI (Hurricane)	7105

Pipe	Part No.
RIVA WaveRaider (3 Hole)	9070
RIVA All Other (3 Hole)	9060

Pipe	Part No.
R&D 3 Bolt	9080
R&D 4 Bolt	9090




R&D DOMINATOR BASE GASKETS

Yamaha	Thickness	Part No.
Superjet	.020" - 0.5mm	070-00020
Superjet	.040" - 1.0mm	070-00040
Superjet	.060" - 1.5mm	070-00060
Kaw 750/800	.060" - 1.5mm	071-00060



CARBURETOR BASE GASKETS


Description	Fiber	Green
Mikuni 38mm	5030	9230
Mikuni 40mm	6107	9235
Mikuni 44mm	5460	9240
Mikuni 46mm	9245	9250
Mikuni 48mm	-----	9252
Mikuni 48mm (SD951 I Series)		6740
Mikuni 50mm	-----	9257
Keihin 42mm	9210	9220
Keihin 38mm	5660	9200
Keihin 40mm	7060	9205



HIGH PERFORMANCE BASE GASKETS

Kawasaki	Thickness	Part No.
800 SXR	.020" - 0.5mm*	B0075020C
800 SXR	.030" - 0.75mm**	7040C
800 SXR	.040" - 1.00mm**	7040D
800 SXR	.050" - 1.25mm**	7040E
800 SXR	.065" - 1.50mm**	7040G

*Metal Gasket **Fiber gasket with a metal core



KAWASAKI 1100 BASE GASKETS

Solid aluminum core with high density fiber facing.

Kawasaki	Thickness	Part No.
1100 Base	.025"	7615.025
1100 Base	.030"	7615.030
1100 Base	.040"	7615.040
1100 Base	.050"	7615.050
1100 Base	.065"	7615.065



HYDRO-TURF OIL EXTRACTOR

Description	Capacity	Part No.
A. Hydro-Turf Oil Extractor	6 liter	OIL01
B. Hydro-Turf Oil Extractor	15 liter	OIL03



**Adapter Kit
Included!**

FLUID EXTRACTOR

- Empties oil in 15 pumps or less
- Extracts warm or cold oil
- Pressure relief valve allows easy transportation and storage
- Single-hand-ease effortless operation
- Tethered cap
- Delivers gulp-free, mess-free performance
- Complete adapter kit is included featuring three extraction tubes

Description	Part No.
Fluid Extractor (6.5 Liter Fluid Extractor)	CJ-169-S
Fluid Extractor Tube Replacement Kit	72-13117A

*Note: Not for use with gasoline.

RULE FLAT TANK ELECTRIC OIL EXTRACTOR



Eliminate those costly yard service fees with the new quick, clean, compact electric oil extractor. Includes a 3-1/2 gallon compact self-priming diaphragm pump for extraction and an easy pour spout for oil transfer.

- 3.5 gallon (13 liter) leak proof container
- Designed for ease of carrying

- Complete with dipstick, suction tube & battery clamps
- Empties and stows easily
- Self-priming, dry running, 12 or 24 volt diaphragm pump

Description	Part No.
Electric Oil Extractor	17860-0012



KN204

KN303



PERFORMANCE GOLD OIL FILTER

- Premium filter media provides outstanding filtration at high-flow rates
- 1-inch nut easy-on/easy wrench-off
- Heavy-duty construction
- Drilled safety wire holes for racing

Sea-Doo	OEM#	Part No.
All Sea-Doo Four Stroke	420950741	KN556

Yamaha	OEM#	Part No.
1052cc Yamaha Four Stroke	59H-1344-0-00-00	KN303
1812cc Yamaha Four Stroke	69J-13440-01-00	Not Available

Kawasaki	OEM#	Part No.
All Kawasaki Four Stroke	16097-004	KN204

Honda	OEM#	Part No.
All Honda Four Stroke	15410-NCJ-003	KN204



YAMAHA FOUR STROKE OEM REPLACEMENT AFTERMARKET OIL FILTER


Yamaha	OEM#	Part No.
1812cc Yamaha Four Stroke	69J-13440-01-00	18-7906



OEM REPLACEMENT AFTERMARKET OIL FILTERS

Sea-Doo	Part No.
A. All Sea-Doo Four Stroke	006-560
B. All Sea-Doo Four Stroke Oil Filter Cap	006-562

Yamaha	OEM#	Part No.
1052cc Yamaha Four Stroke	59H-1344-0-00-00	006-563
1812cc Yamaha Four Stroke	69J-13440-01-00	006-564



WSM SEA-DOO OIL PUMP SCREEN

Sea-Doo	Part No.
C. WSM Sea-Doo Four Stroke Oil Pump Screen (2003-05)	006-550
D. All Sea-Doo Four Stroke and Supercharged Oil Pump Screen (2006-08)	006-551

FOUR
STROKE

INTAKE
SYSTEMS

ENGINE/
GASKETS

EXHAUST

DRIVE LINE
HANDLING

ELECTRICAL

WATERLINE
/BLIGE

STEERING
& CONTROLS

BODY

ACCESSORIES
SERVICE TOOLS

/HARDWARE

CHEMICAL